



PRACTICAL  
WIRELESS

# PW

THE RADIO MAGAZINE

## **SMD Special Feature**

**Explore The Miniature World of The Surface  
Mount Device With Our Special Feature &  
Learn The New Techniques**



JANUARY 1991  
£1.60

ISSN 0141-0857



**Build...A Valved Equipment Power Supply**

**Reviews...Palomar Tuner-Tuner - Antenna Adjustments Made Easy  
& Surface Mount Device Audio Amplifier Kit**

**Feature...Electrostatic Precautions**

**Introducing 'Satellite Scene' Amateur Radio In Orbit  
'Reflections' Propagation & Personalities  
'Focal Point' Regular Views From The World Of Amateur TV**

**Plus...  
Competition, Newsdesk '91, 'What A Good Idea' and Lots More!**



THE NEW

# FT-1000

FOR DYNAMIC DX

YAESU

The FT-1000 is a new top of the range all mode h.f. transceiver that is the result of more than 25,000 hours of intensive research by Yaesu's top design engineers. They have adopted a completely new approach to the application of digital and RF technology. The extensive use of surface mounted components has allowed six microprocessors and five Direct Digital Synthesisers to be integrated with a simple to use operator interface to give a highly reliable full featured transceiver that has been optimised for serious h.f. applications. Please write or call SMC or your local authorised Yaesu dealer for the full specifications of this dynamic new transceiver and discover how you can open up the bands.



## YAESU

UK Sole Distributor

*South Midlands Communications Ltd  
S.M. House, School Close,  
Chandlers Ford Industrial Estate,  
Eastleigh, Hants SO5 3BY  
Tel: (0703) 255111*

Prices and specifications are subject to change without notice



JANUARY 1991  
(ON SALE DECEMBER 13)  
VOL. 67  
NO. 1  
ISSUE 1006

**Editor**

Rob Mannion G3XFD

**Art Editor**

Steve Hunt

**Technical Projects Sub-Editor**

NG ("Tex") Swann G1TEX

**Technical Artist**

Rob Mackie

**Production**

Sharon George

**Editorial Assistant**

Donna Vincent

**Administration Manager**

Kathy Moore

**Accounts Manager**

Alan Burgess

**Accounts Assistant**

Darren Howe

**Clerical Assistant**

Rachel Parkes

**Advertisement Manager**

Roger Hall G4TNT

PO Box 948

London SW6 2DS

☎ 071-731 6222

Cellphone 0860 511382

FAX 071-384 1031

**Advert Copy and Make-up  
(Poole Office)**

Marcia Brogan

☎ Poole (0202) 676033

FAX Poole (0202) 666244

**Editorial and Advertisement****Offices:**

Practical Wireless

Enefco House

The Quay

Poole

Dorset BH15 1PP

☎ Poole (0202) 678558

(Out-of-hours service by  
answering machine)

FAX Poole (0202) 666244

Prestel 202671191

# Contents January 1991



22



36

## Regular Features

- 71 Advert Index
- 35 Binders
- 68 Book Service
- 13 Competition Corner
- 23 Errors & Updates
- 11 Keylines
- 14 Newsdesk '91
- 20 Radio Diary
- 12 Receiving You
- 13 Services
- 57 Wanna Swap
- 17 Wireless-Line

- 19 **Electrostatic Precautions For  
The Amateur Maintainer**  
*Stan Crabtree G3OXC*

- 22 **PW Review**  
**Palomar Tuner-Tuner**  
*Mike Richards G4WNC*

- 24 **Circular & Square Loop  
Antennas - Part 2**  
*Fred Judd G2BCX*

- 29 **High Voltage Regulated PSU**  
*Niel Starkie*

- 33 **What A Good Idea!**  
*Michael Stott G0NEE*

- 34 **Packet Panorama**  
*Roger Cooke G3LDI*

- 36 **PW SPECIAL FEATURE**  
**Surface Mount Technology For  
The Radio Enthusiast**  
*Bill Mooney G3VZU*

- 45 **PW Review**  
**Surface Mount Device Audio  
Amplifier Kit**  
*Paul Webster*

- 49 **Reflections**  
*Ron Ham*

- 51 **Valve Technology &  
Characteristics - Part 5**  
*Peter Buchan G3INR*

- 55 **CB Corner**  
*Rick Maybury*

- 56 **Satellite Scene**  
*Pat Gowen G3IOR*

- 58 **Focal Point -  
The World Of ATV**  
*Andy Emmerson G8PTH*

- 61 **Backscatter**

- 67 **SPECIAL BOOK OFFER**  
*Guide To Utility Stations by  
Joerg Klingenfuss (New Edition)*



# ICOM

## IC-751A HF ALL-BAND TRANSCEIVER



- **Amateur Bands 160m - 10m.**
- **General Coverage Receiver.**
- **105db Dynamic Range.**
- **100W Output (40w A.M.)**
- **32 Memories.**
- **Electronic Keyer.**
- **CW Semi/Full Break-in.**
- **HM36 Microphone.**

The ICOM IC-751A was created for the ham operator who demands high performance whether entering contests, chasing DX or just simply enjoying the shortwave bands. It is an all mode solid state transceiver with a host of features designed for the crowded HF bands of today.

Additional features include 9MHz notch filter, adjustable AGC, noise blanker, RIT and XIT. A receiver pre-amp and attenuator provides additional control when required. The FL32 9MHz/500Hz CW filter is fitted as standard with CW sidetone on Rx and TX modes. On SSB the new FL80 2.4Khz high shape factor filter is fitted.

The transmitter is rated for full 100% duty cycle with a high performance compressor for better audio clarity. With 32 memory channels and twin VFO's, scanning of frequency and memories is possible from the transceiver or the HM36 microphone supplied.

The IC-751A is supplied for 12v operation but can be used with either internal or external A.C. power supply. It is fully compatible with ICOM auto units such as the IC-2KL linear amplifier and the AT500/100 antenna tuners.

Options available:- PS35 internal AC power supply, PS15 external AC power supply, EX310 voice synthesizer, SM8 desk microphone and SP3 external loudspeaker.

**Datapost:** Despatch on same day whenever possible.

**Visa & Mastercards:** Telephone orders taken by our mail order dept. instant credit & interest free H.P.





# Count on us!

## IC-726 HF/50MHz ALL MODE TRANSCEIVER HOT ACTION ON THE HF AND 50MHz BANDS

Now that the HF and 50MHz bands enter a period of intensity, conditions for long distance communications have never been better.



The new ICOM IC-726 is a compact, easy to use transceiver which covers the amateur bands from 1.8 to 50MHz. It can be used in your home, car and in portable locations on SSB, CW, AM and FM modes.

With minimal switches and controls enjoy uncomplicated operating for beginners or veterans alike. And ICOM have incorporated their superior DDS (Direct Digital Synthesizer) system, a feature that enhances PLL lock up times. The same feature is built into ICOM's state-of-the-art IC-781 advanced H.F. Transceiver.

Other features include a general coverage receiver, dual VFO's, band stacking registers, attenuator, pre-amp, noise blanker, RIT, memories and much more. R.F. output is 100W on the H.F. band and 10W on 50MHz band from separate antenna sockets.

An optional AH-3 H.F. Automatic Tuner will allow you to operate on the H.F. bands in any location. Just push the tuner switch on the IC-726 and the tuner automatically adjusts for a minimum VSWR. The tuner can match a 12M longwire across the 160-10M bands. Use the weather resistant AH-3

in your car (with AH-2b mount and whip) boat, at home or in the field.

### Options and Accessories:

<b>AH-3</b>	H.F. Automatic tuner
<b>AT-150</b>	A.F. Automatic matching tuner
<b>PS-55</b>	AC power supply
<b>CR-64</b>	High stability crystal
<b>FL-100</b>	CW narrow filter 500Hz
<b>FL-101</b>	CW narrow filter 250Hz
<b>SM6/SM8</b>	Desk microphones
<b>SP7</b>	External loudspeaker

Icom (UK) Ltd.

Dept PW, Sea Street, Herne Bay, Kent CT6 8LD. Tel: 0227 741741 24 Hour. Fax: 0227 360155



**SMC****South Midlands Co****SCHOOL CLOSE, CHANDLERS FORD IND. EST., EASTLEIGH, HA****SMC**

WOULD LIKE TO WISH ALL OUR CUSTOMERS OLD AND NEW A VERY HAPPY CHRISTMAS AND PROSPEROUS NEW YEAR

**CHRISTMAS OPENING HOURS****HQ SHOWROOM**

DEC 21/22 — 9.00am–1.00pm. DEC 24 — 9.00am–1.00pm. DEC 25/26 — CLOSED.  
 DEC 27/28 — 9.00am–5.00pm. DEC 29 — 9.00am–1.00pm. DEC 31 — 9.00am–5.00pm.  
 JAN 1 — CLOSED. JAN 2 — Open as usual.

Closed lunchtime during holiday period, 1.00–2.00pm

Service Department CLOSED from 1.00pm DEC 21 to 9.00am JAN 2

**BRANCHES**

AS ADVERTISED  
 ON NOTICES AT BRANCHES

# DX-PEDITION SPECIAL

**OPTIONS**

FP-22 Internal 240V AC P.S.U.  
 DVS-2 Digital Message Storage Unit  
 XF455m CW Filter 600Hz

**£995 inc VAT**

Noisy, crowded frequencies are about as productive as motorways in rush hour. Now, you can jump the queues and head for the wide, open spaces with the FT-650 from Yaesu.

The FT-650 packs substantial communications power in a streamlined, compact case. A flip out handle makes it the perfect portable, especially for those remote locations. The three frequency operation lets you win the battle of the bands on 6m, 10m, & 12m. The transceiver covers from 24 to 56MHz continuous on receive with a full 100W output.

An optional power supply and desk mic are available for base station operation.

## The Best of The Best — the FT-1000



Designed with no spared effort or expense for optimum performance and operability, the FT-1000 is the fruit of over 25,000 man-hours of intensive research and development by Yaesu's top design engineers. Instead of merely offering incremental improvements on existing designs or adding bells and whistles to an old model, the FT-1000 project involves a wholly new approach to the application of the latest digital and RF technologies to today's most demanding needs on the hf bands. Extensive surface-mount component technology allowed six microprocessors and five Direct Digital Synthesizers to be harmoniously integrated with a simple operator interface into a highly reliable full-featured transceiver optimized for serious hf applications.

**BRIEF SPECIFICATIONS**

- ★ General Coverage Receiver 100kHz–30MHz
- ★ Ham bands TX 160–10m
- ★ Modes CW, USB, LSB, AM, FM, RTTY and Packet
- ★ VFO steps 10Hz CW, SSB, RTTY, 100Hz, AM, FM, PKT
- ★ Auto antenna impedance range 16.7 to 150 ohms
- ★ Selectable receiver band widths 2.4kHz, 2kHz, 500Hz, 250Hz
- ★ Dual band receiver tuning and monitoring with balance control
- ★ Power output up to 200 watts P.E.P. 50W AM
- ★ Sensitivity preamp on SSB/CW 0.25 micro volts 10dB S/N
- ★ D.D.S. Direct Digital Synthesiser
- ★ Dual Selectable noise blankers with adjustable threshold
- ★ 99 memories

**LEEDS**  
**SMC (Northern)**  
 Nowell Lane  
 Industrial Estate  
 Leeds LS9 6JE  
 Leeds (0532) 350606  
 9-5.30 Mon-Sat  
 Closed Sat afternoon

**CHESTERFIELD**  
**SMC (Midlands)**  
 102 High Street  
 New Whittington  
 Chesterfield  
 Chest. (0246) 453340  
 9.30-5.30 Tues-Sat

**BIRMINGHAM**  
**SMC (Birmingham)**  
 504 Alum Rock Road  
 Alum Rock  
 Birmingham B8 3HX  
 (021-327) 1497/6313  
 9.00-5.00 Tues-Fri  
 9.00-4.00 Sat

**AXMINSTER**  
**Reg Ward & Co Ltd**  
 1 Western Parade  
 West Street  
 Axminster  
 Devon EX13 5NY  
 Axminster (0297) 34918  
 9-5.20 Tues-Sat



**SOUTHAMPTON SHOWROOM** open 9.00-5.00 Monday to Friday, 9.00-1.00 Saturday. Service Dept open Mon-Fri 9.00-5.00.



## G-5400B/G-5600B SATELLITE INTERFACE



The IF-100PC & IF-100C64 are two new computer interfaces that work with the Yaesu G-5400B and G-5600B azimuth/elevation rotators. This is possibly the most comprehensive, yet easy to use satellite antenna control interface. Supplied with comprehensive software for either PC's or CBM 64/128 computers. The satellite tracking programme is valid for all present and future satellites up to the next century. Rotator control is automatic once the satellite to be tracked is chosen. Satellite data can be updated at anytime, very easily.

IF-100PC Interface, lead & software for IBMPC.....£139.00

IF-100C64 Interface, lead & software for CBM64/128....£145.00

## TOKYO HY-POWER



### SAGRA-600

- ★ 2m Linear Amplifier
- ★ 600W Output 25W Drive (Nominal)
- ★ 2 x 4CX250B VALVES

**NOW ONLY £799.00**

### HF LINEARS



**HL1KGX**

160-10m 2X4CX250B  
1KW PEP RF INPUT  
70-120W DRIVE  
**£945.00**



**HL2K**

160-10m 2 x 3-5007  
2KW PEP RF INPUT  
60-120W DRIVE  
**£1425.00**

### VHF LINEARS

HL66V	6m 10W in 50-60W out RX Preamp	<b>£129.00</b>
HL166V	6m 3/10W in 80-160W out RX Preamp	<b>£249.00</b>
HL37V	2m 3W in 32W out RX Preamp	<b>£89.00</b>
HL62V	2m 10W in 60W out RX Preamp	<b>£135.00</b>
HL110V	2m 2/10W in 100W out RX Preamp	<b>£215.00</b>
HL180V	2m 3-25W in 120W out RX Preamp	<b>£295.00</b>
HL36U	70cm 6/10W in 25/30W out RX Preamp	<b>£135.00</b>
HL60U	70cm 10/25W in 50W out RX Preamp	<b>£215.00</b>
HL130U	70cm 3-25W in 120W out RX Preamp	<b>£389.00</b>

### HX-240/HX-640 TRANSVERTERS

2m to HF & 6m to HF



AVAILABLE FROM  
STOCK FOR

**£249**

80, 40, 20, 15  
& 10m coverage

**NOW BACK IN  
STOCK THE  
POPULAR  
HT-106  
6m TRANSCEIVER  
£299 inc VAT**

#### \*FREE FINANCE ON SELECTED ITEMS

On many regular priced items SMC offers Free Finance (on invoice balances over £120) 20% down and the balance over 6 months or 50% down and the balance over a year. You pay no more than the cash price! Details of eligible items available on request. \*Subject to status.

#### CARRIAGE CHARGES

Carriage is charged on all items. Small items, Plugs, Sockets etc by post £1.75. Antennas, Cables and larger items by LYNX from £5.75. Transceivers etc, next day delivery from £8.35. Overnight delivery can be specified at extra cost for other items. Same day despatch whenever possible.

#### YAESU DISTRIBUTOR WARRANTY


Importer warranty on Yaesu Musen products. Ably staffed and equipped Service Department. Daily contact with the Yaesu, Musen-factory. Tens of thousands of spares and test equipment.

**PRICES & AVAILABILITY SUBJECT TO CHANGE WITHOUT PRIOR NOTICE**



# EIGHT MONTHS ZERO% FINANCE ON THESE LEADING PRODUCTS:

## IC-735



**£196** deposit  
+ 8 payments  
£97.88



**TH77E NEW MODEL**  
**£78** dep. 8 x £38.88



**TS440S**  
**SUPER HF**  
**TRANSCEIVER**  
**£228** dep. 8 x  
£113.75



**MVT5000**  
**JUPITER II**  
**HANDSCANNER**  
**£50** dep. 8 x £24.88



**IC-R7000**  
**Surveillance**  
**Receiver**  
**£198** dep. 8 x  
£98.88

**TM241E NEW MODEL**  
**2M MOBILE**  
**£58** dep. 8 x £28.88



**C528**  
**DUAL BAND HANDY**  
Incl. Nicad & Charger and  
Expanded receive software  
**£87** dep. 8 x £43.00

**NEW!**

## C5608D 2M/70cms

True twin band, simultaneous  
TX/RX

**£649** **£130** dep. 8 x £64.88



**IC-R100**  
ICOM Miniature  
HF receiver/V-  
UHF scanner  
**£100** dep.  
8 x £49.88

## AR3000

Unique general coverage  
to SHF mini receiver

**£153** dep.  
8 x £76.50



## AR1000

UK's most popular handscanner

**£50** dep. 8 x £24.88



## NEW C112E

World's smallest 2M FM handy!

**£229**



**IC-R72** Super New General  
coverage receiver  
**£130** dep. 8 x £64.88

**NEW ICOM IC-W2**  
**DUAL BAND HANDY**

PHONE FOR PRICE Delivery February 91

## 1991 MOBILE PACKAGE SPECIAL

ICOM IC-725 + MIC.  
5 Band Aerial & Gutter mount  
(for 20-17-15-12-10M)  
AMU400 400 watt Aerial matcher.  
**£759** the lot!! (Save £88.85)  
(Finance available — 0% finance not applicable)

## BARGAIN OFFER

AMU400 400 Watt  
Antenna Matching  
Units by TAL. Ideal for  
Mobile and Marine  
Mobile. Handle 400 W  
PEP.  
**£49.95!!**

## IC-R1 ICOM Pocket Receiver/ Scanner

**£80** dep.  
8 x £39.88

**Swedish Keys**  
*Back at last!*  
**£79**

## CASH PRICE? TELEPHONE FOR OUR STUNNING CASH OFFERS

Finance available subject to status. Typical APR 34.28%. Mail  
Order Finance also available — Please telephone any branch.  
0% finance available on selected items from our wide range.  
List of qualifying items on request or please 'phone.

**CARRIAGE and INSURANCE**  
**ADD £6 UNLESS COLLECTING**

## New "BONITO"

Reads colour Fax, etc, in  
4096 colours.

RADIOCOM/PC for IBM Comp. ....£189  
RADIOCOM/AM for Amiga .....£189  
RADIOCOM/AT for Atari .....£189  
SUPERSET for Commodore 64/128 .....£119  
C64/128 Expansion Disk .....£18.50  
VLF VLF Converter .....£39.95  
DEMOSDISKS .....£7.99

VLF Active Antenna available soon!

**FULL DATA FREE ON REQUEST**  
**SAE PLEASE**

## COMET ANTENNA

'The effective aerial'

**NOTE REDUCED PRICES**

**NEW**

GPX2010 Highest Gain Dual Band Base antenna in the  
WORLD!

7.9 Metres long 9.5dB/2M 13.2 dB/70cms .....£142.95  
CDS150 DISCONE in S/Steel 25/1300 Mhz ONLY .....£59.95  
CHL72S NEW 2/Band BNC whip for Dual Band Handhelds .....£11.85

**NON RADIAL: Mobile antennas independent of vehicle ground plans**

CHL21J 144/432 Mhz, Unity/2.15dB, 100W Only 29cms long .....£14.49

CHL23J 144/432 Mhz 2.15dB/3.8dB 100W Only .44 metres .....£16.95

CHL24J 144/432 Mhz 2.15dB/5dB 100W 0.8 metres long .....£25.30

CHL250H 144/432 Mhz 3.0dB/5.5dB 200 Watts 0.95 metres long .....£32.80

**2x4 Series + Triband mobiles and base station antennas**

2x4M 144/432 Mhz 4.5/7.2dB 150 watt 1.53 metres .....£37.65

**2x4 SERIES & DUAL BANDERS featuring the unique super linear converter system**

2x4MAX 144/432 Mhz 8.5dB/11.9dB 200 Watt 5.4 metres "N" G. Fibre .....£99.95

2x4WX 144/432 Mhz 6.5/9.0dB 200W 3.18 metres Glassfibre .....£78.95

2x4SUPER II 144/432 Mhz 6.8/8.4dB 200W 2.43 metres Glassfibre .....£77.35

2x4FX Compact 144/432 Mhz 4.5/7.2dB 200W 1.79 metres .....£55.80

**DUPLEX & TRIPLEX Zinc alloy discset**

CFX5140 50/144/432 Mhz 800/800/500 Watt PEP 55dB isolation .....£38.10

CF413N 432/1296 Mhz 500/200W PEP 55dB isolation "N" .....£36.65

CF416 144/432 Mhz 800/500W PEP 60dB isolation .....£28.80

**SR Series to order only. MONO BANDER MOBILE ANTENNAS**

CA285 5/8 wave 3.5dB 300Watt 1.32 Metres Base loaded .....£15.00

CA287C 7/8 wave 5.2 dB 200W 1.89 metres double co-phase .....£22.50

CA430TM 3 x 5/8 wave 432 Mhz 6.8dB 150W 1.47 metres .....£29.95

**MONOBAND BASE ANTENNAS**

ABC21 5/8wave Ground Plane 144 Mhz 3.4dB 200W 1.4 metres .....£24.50

ABC22A 2 x 5/8 wave 144 Mhz 6.5dB 2.87 metres .....£36.00

ABC23 3 x 5/8 wave 144 Mhz 7.8dB 200 W 4.5 metres .....£59.50

ABC71 5/8 wave ground plane 432 Mhz 3.4dB .54 metres .....£21.56

ABC72 2 x 5/8 wave GP 432 Mhz 200W 5.8dB 1.07 metres .....£34.65

CA712EF 432 Mhz Twelve x Half wave! 9.5dB 3.10 metres .....£55.00

**HF & 50 MHZ**

CHA-5 Vertical with Loaded Radials for 80/40/20/15/10 M 200W SSB

5.29 Metres. Features trifoliar wound toroidal core .....**SPECIAL OFFER £199.00**

52HB4 4 El.HB9CV Beam 10.4dB for 50 Mhz 400W SSB 3.2M .....£67.90

CBL30 HF 1.7 — 30 Mhz Balun 1:1 1kw .....£20.85

**CRZ/DISCONE & HANDHELD ANTENNAS**

CRZ12DB A Unique wide band Active antenna 500Hz to 1500 Mhz 1.24

Metres with controller .....£96.30

CDS180 Disccone 28-1300Mhz + TX 6/2/70/23 .....£69.50

CRZ-07 Mobile Wide-band Active .....£66.50

**New "Prestige" range of ultra-high quality antennas now in stock.**

Send SAE for new catalogue and full price list

# ARROW RADIO

For a good  
deal - a fair  
deal - the  
best deal

## HEAD OFFICE:

5 The Street, Hatfield Peverel,  
Chelmsford, Essex CM3 2EJ  
Tel: 0245 381626/381673  
Fax: 0245 381436  
Hours: 9-5 (Closed Thursdays)

## GLASGOW:

Unit 17  
Six Harmony Row  
Govan  
Glasgow  
Scotland G51 3BA  
Tel: 041 445 3060  
Hours: 8.30-5.30 Mon-Fri  
(closed Saturday)

## WIGAN:

Greensway Arcade  
Berrard Street  
Ashton-in-Makerfield  
Wigan, Lancs  
Tel: 0942 713405

## LEICESTER:


DAVE FOSTER (Agent)  
Telephone: 0533 608189  
Latest calls  
8.30pm please!



YOUR ORDER CAN BE TELEPHONED WITH CREDIT  
CARD DETAILS & DESPATCHED IMMEDIATELY!  
FREE FINANCE ON MANY MAJOR ITEMS AT RRP.  
(Ask for details of qualifying items —  
see examples above).



**REALISTIC**



**Covers: 25 - 520 MHz  
And 760 - 1300 MHz**

## 400-Channel With Hyper Scan

£349 <sup>20-9145</sup> 9%

**Realistic PRO-2006.** Features ten 40-channel memory bands, a 10-channel monitor bank for temporary storage, plus search and favourite channel priority functions. Hyper scan doubles the scanning speed - 13 or 26 channels per second. Backlit LCD display with dimmer. AM, FM-narrow and FM-wide modes. Jacks: tape out, 3.5mm headphone, external speaker, external DC power and BNC aerial input. Memory backup requires 9v battery. Measures: 76 x 222 x 209mm. Mains operation (or 12 VDC cord, extra).

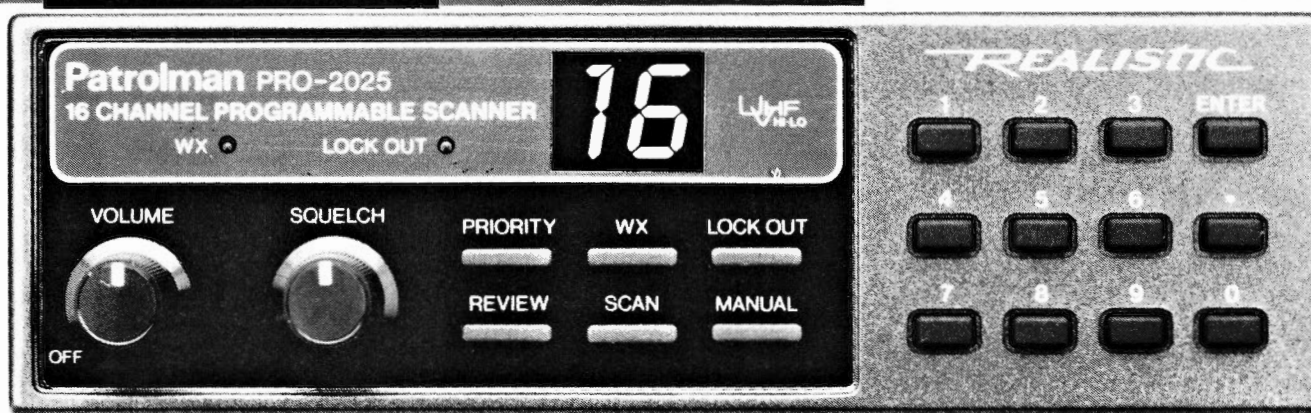
**PRO  
SCANNERS**

## 16-Channel Mobile Scanner

£99 <sup>20-9146</sup> 9%

**Covers: 66-88, 136-174 MHz  
And 406-512 MHz**

**Realistic PRO-2025.** This scanner gives you direct access to different frequencies. You can select up to 16 channels to scan and you can change your selection at any time. Features automatic two-second scan delay, memory backup, priority channel and lockout function that lets your scanner skip over specified channels. Squelch and volume controls. Jacks: power, external speaker and aerial. 12 VDC neg. gnd. only. Measures: 45 x 140 x 175mm.



**Tandy®**

**All The Action  
As It Happens**

**Over 500 Tandy Stores And Dealerships Nationwide.  
See Yellow Pages For Address  
Of Store Nearest You.**

**InterTAN U.K. Ltd., Tandy Centre, Leamore Lane, Walsall,  
West Midlands. WS2 7PS Tel: 0922 710000**



**ARE**  
**COMMUNICATIONS**  
THE SHOP WITH THE SMILE

**FOR MAIL  
ORDER  
PHONE  
081-997 4476**



Brenda  
G4VXL



Bernie  
G4AOG

**LONDON'S WELL KNOWN AUTHORISED DEALER FOR  
YAESU, ICOM AND MOST OTHER MAKES**

## **KING OF THE BIG ONES YAESU'S FT-1000**


WITH **SO MANY FEATURES** THAT WE WOULD  
NEED A FULL PAGE TO LIST THEM ALL!

NOW AVAILABLE ON A.R.E. SUPER FINANCE  
TERMS.

48 MONTHLY PAYMENTS OF **£107.84**

CASH, CHEQUE OR CREDIT CARD **£2995**

**48 MONTHLY PAYMENTS  
OF £107.84 PER MONTH**



## **KENWOOD TS-440S**



One of the finest HF transceivers ever  
produced by Kenwood. Whether used  
as a base station or mobile - its superb  
specification rates it high amongst its  
competitors.

**FROM £1039  
OR 48 PAYMENTS OF £37.41**

Power supplies from £149  
Mics from £12.50

## **TOKYO HI-POWER TRANSVERTER**

Turn your 2 metre rig into a powerful  
HF transceiver for 3-10 Watts of VHF in,  
40 Watts HF out.

80-40-20-15 & 10 Metre bands.

**NEW LOW PRICE OF £199**

## **LAST BUT NOT LEAST**

**OUR OFFER ON THE YAESU FT-747  
STILL HOLDS --- JUST A FEW LEFT.**



**£499 now inc. FM  
OR 48 PAYMENTS OF £17.96  
a.p.r. 34.4%**

**Opening Hours Monday-Friday 9.30-5.30  
NOW OPEN SATURDAY 9.00-3.00pm  
LICENCED CREDIT BROKERS**

ARE Communications Limited, 6 Royal Parade,  
Hanger Lane, Ealing, London W5A 1ET. England  
Tel: 081-997 4476 Fax: 081-991 2565






# Waters & Stanton 0702 206835 or 204965

BEST PRICES! FAST MAIL ORDER

## ALINCO

### The Serious Alternative!

Join the hundreds of happy ALINCO users with one of these 1991 models.



£219

#### DJ-160E

3 Watts 2m FM 140-170MHz Rx • Key pad Entry • Rotary tuning • Scanning • 12.5/25kHz steps • 21 memories • DTMF • Battery Saver • 12v DC-DC • 700mAh Pack • Rapid charger • Tone Burst • 600kHz shift • Auto Power Off • 142 x 57 x 32mm • Rubber Duck etc.



£179

#### DJ-120E

2.5 Watts 2m • 140-170MHz Rx • LCD Readout • 10 memories • 12.5kHz steps • 1750Hz tone • Repeater shift • 12v DC-DC • Battery Saver • S-meter • 700mAh Pack • AC Charger • Rubber Duck • 165 x 60 x 30mm • Full UK Spec.



£339

#### DJ-560E

INCLUDES  
TONE  
SQUELCH


2m & 70cm 2W • 130-174 & 400-520MHz Rx • Key pad entry • Rotary tuning • 2 x Vol/Squ controls • 5/12.5/25kHz etc steps • DTMF • Dual Watch • Scanning • Bell alarm • 40 memories • 12v DC-DC • Auto dial • AC charger • 700mAh pack • 169 x 57 x 32mm • Rubber Duck • Plus many other features. • Phone for details.

DJ-460E For 70cms also in stock £229

25W 2M

£239

Price  
Crash!



### NEW DR-112EM MISER'S MOBILE!

2m FM • 25 Watts • 5 Watts Low Power • 14 memories • 6 channel steps • 4 Scan modes • 1750Hz tone • Reverse repeater • Memory skip • Priority • Call channel • fist mic • Mounting kit • Built in speaker

### ERA Mk II MICROREADER VERSION III SOFTWARE RTTY-CW



£154  
POST  
FREE

+ FREE DEMO TAPE!

### SSB-CW-AM SONY SW7600

A serious portable receiver that will pull in AM broadcast and SSB DX stations from all over the world. Its pocket size makes it ideal for the traveller. Price includes universal AC PSU, Frequency manual and soft case.



£149  
inc.  
AC PSU  
CASE  
FREQUENCY  
MANUAL



### DR-590E 2M & 70CMS £499

The new DR 590E transceiver should be available by about the time you read this! Compare its features and you will see why ALINCO is growing from strength to strength in the UK. Send for details.

2m & 70cms • 45 Watts • 10 or 5 Watts low power • Dual watch • Full Duplex • Automatic Repeater Memory • 38 Memories • Auto Band Change • Reverse Repeater • 6 channel steps 5-25kHz • Brightness control • Priority • Bell Function • Detachable front panel option • Built-in speaker • Fist mic and full mounting kit • 150 x 50 x 178mm.

### KENWOOD SPECIALIST DEALER



### TS 950 Available from stock!

All Models stocked  
Best Deals!  
12v Rigs + PSU Phone!  
Wide range in stock

		Normal	Special
TH75	2m/70cms handheld	£398	£349
TH25	2m handheld		£189
TH45	70cm handheld		£219
TH26	2m compact handheld	£249	£219
TM431E	70cm mobile	£318	£279
TM231E	2m mobile 50W	£289	£249

Retail and Mail Order: 18-20 Main Road, Hockley, Essex SS5 4QS. Tel: (0702) 206835/204965

Retail Only: 12 North Street, Hornchurch, Essex. Tel: (04024) 44765

VISA & ACCESS MAIL ORDER. 24 Hour Answerphone. Open 6 Days a Week 9am-5.30pm.

Rail: Liverpool St./Hockley or District Line/Hornchurch

ALL MAJOR BRANDS STOCKED

LARGEST IN SOUTH EAST

# PHOTO ACOUSTICS LTD

58 High Street, Newport Pagnell, Bucks. MK16 8AQ.

Telephone: 0908 610625

FAX: 0908 216373

## ALINCO DR-590E Dual Bander

**£499!**

Dual Bander Detachable Head

Rx. Option: 137-174/410-470MHz

CARRIAGE £6.00

- 45-10-5 Watts
- Dual Watch
- Dual Display
- Full Duplex
- Separate Controls
- 6 Ch. Steps
- Multiple Scan
- Repeater Memory
- Auto Band Change
- Bell Function
- Dual Illumination
- Reverse Repeat
- 1750Hz Tone
- Priority Functions
- Mute Function
- Multiple Memory
- Detachable Head
- Up/Down Mic.
- All Hardware
- 150 x 50 x 178mm

## ALINCO DR-112EM

Miser's  
Mobile!

- 144-146MHz
- 5, 10, 12.5, 15, 20, 25KHz Steps
- 14 Memories
- Rotary Selector
- 4 Scanning Modes
- Size: 140 x 40 x 170mm
- New Display
- 1750Hz Tone

A  
SUPER  
MOBILE  
AT A  
BARGAIN  
PRICE!!

2M FM  
25 Watts


**£239**

CARRIAGE  
£6.00

A superb range of rugged amplifiers offering linear amplification and suitable for FM, CW and SSB. Features include RF sensed switching, Hermetically sealed relays, Reverse Voltage protection, switch selected GaAs FET pre-amp VSWR protected, Stripline Technology, continuous operation and 13.8V supply requirement.

## POSTAGE & PACKING

**£5.00**



Model	IN(W)	OUT	GAIN	RX	DC	SIZE	Kgs	Price
R25	0.8-4	30	9dB	18dB	3A	46 x 102 x 160	0.58	£79
R45	3-15	45	6.5dB		5A	46 x 102 x 160	0.59	£95
R50	1-7	50		18dB	7A			£95
SR100	4-25	100	9dB	18dB	12A	46 x 102 x 210	0.75	£159
SR200	10-50	200		18dB				£289

## DUAL BAND AMPLIFIER (FM) 144-148MHz & 430-440MHz

A world first, this amplifier is the ideal companion for the current range of dual band handheld radios. The amplifier automatically senses the TX output band and provides full duplex operation. The inclusion of a dual band GaAs FET pre-amp provides a noise figure of 1.2dB. Single input and single output with built-in duplexer makes for simple installation. Power input can be 1-6 Watts for an output of 20-30 Watts. Model VUR-30. Price: **£229**.

## MAST HEAD GaAs FET Pre-amps. 144-148MHz or 430-440MHz. P&P £6.00

At last a really high performance mast head pre-amplifier. No matter how good your equipment, you cannot escape the loss of received signal down the coax line. In a typical station this will be at least 2dB, and in many cases significantly more! Fitting a mast head pre-amp is like using coax cable with zero loss! The Microset amplifiers are fully weather-proof and provide a typical noise figure of 0.9dB. 13.8 Volts at 80mA is required and a voltage failure will result in the pre-amp being by-passed.

PR145 Handles transmitters up to 100 Watts. Price: **£75**. P&P £6.00

PRH145 Handles transmitters up to 500 Watts. Price: **£109**. P&P £6.00

PR430 Handles transmitters up to 100 Watts. Price: **£85**. P&P £6.00

## POWER SUPPLIES

PT107	13.5V	7 Amps.	180 x 165 x 100mm	3.25kg	<b>£39</b>
PT110	13.5V	10 Amps.	200 x 240 x 130mm	5.6kg	<b>£69</b>
PT120	13.5V	20 Amps.	200 x 300 x 130mm	7.6kg	<b>£119</b>
PT135	13.5V	30 Amps.			<b>£149</b>



## TS-440S £1,138

The TS-440S is probably the most successful HF transceiver ever made by Kenwood, and this is no surprise when you realise that it is virtually a mobile version of the TS-940S. I can't put it better than Geoff Arnold in his review of the TS-440S: "The receiver in particular is a joy to use". He was not wrong, and just ask any TS-440S owner to confirm it. All band, all mode operation, with a receiver covering 100KHz to 30MHz, the TS-440S is unbeatable at any price.

## TH-77E DUAL BANDER

- ★ World's smallest package for 2M/70cm dual bander
- ★ 5W & hi-low power output
- ★ Dual scan-dual VFO's
- ★ Built in DTSS and pager function
- ★ Larger dual displays
- ★ 40 multi-function memories

TH-77E **£389**

Full range of accessories for all models



## TH-27E/TH-47E

- ★ Choice of 144MHz and 430MHz models
- ★ 5W/2.5W/1.5W options
- ★ Multi-function scan
- ★ 40 multi-function, split freq memory channels
- ★ DTMF memory
- ★ Large LCD display
- ★ Built-in timer

TH-27E **£249**

TH-47E **£269**



## IC-725 Budget HF



- General Coverage Receiver
- 105dB Dynamic Range
- 100W Output
- DDS System
- 26 Memories
- Scanning
- CI-V Computer Control
- Semi Break-in

PRICE **£759.00** CARRIAGE **£12.00**

The Directors & Staff of  
PHOTO ACOUSTICS LTD.

would like to wish all  
their customers a very  
*Happy Xmas and a Prosperous  
New Year!!*

AUTHORISED AGENTS FOR KENWOOD, ICOM, YAESU & STANDARD. FULL SERVICE FACILITIES AVAILABLE

SPEND UP TO £1,200 INSTANTLY WITH A PHOTO ACOUSTICS LTD, CREDIT CHARGE CARD — APPLY FOR DETAILS

PART EXCHANGE WELCOME, ASK FOR KERRY G6IZF OR ANDY G4YOW

RETAIL SHOWROOM OPEN MONDAY-FRIDAY 9.30-5.30, Saturday 9.30-4.30

Goods normally despatched within 24 hours. Please allow 7 banking days for cheque clearance. Prices correct at time of going to press — E&OE



PHOTO ACOUSTICS



# Keylines

It's become rather obvious that many of our readers have entered the amateur radio hobby via the 'instant' facility provided by CB. This fact has been clearly pointed out to me by the letters that arrive in the *PW* office every day.

Despite the - often misguided - dislike of the CB facility by established radio amateurs, it's here to stay! I'm no different to many people, in that I find that the pseudo 'American cowboy' accents - adopted by some operators - annoying. Fortunately these characters have mostly (here in the south-west anyway!) wandered back to the cinema where they belong!

However, many of us use CB and it still provides a useful service - and if that's what they want - an introduction to the radio hobby. Now that we have changed the format of 'Backscatter' and Ron Ham's new 'Reflections' column is under way, the time has come to provide the 934MHz and 27MHz CB with their own joint column..

The new 'CB - High & Low' feature, takes over the fertile ground ably prepared by our friend Rick Maybury in 'CB Corner'. The column will look at the 934MHz scene at the 'high' end every month, and then drop down in frequency - so to speak - to see what's on 27MHz.

Our contributor - 'Quaynotes' will be expecting your reports, comments, criticisms and ideas. Keep them coming - if you're to get the planned one and a half pages every month, you'll have to send them direct to 'Quaynotes', c/o *Practical Wireless* at our usual address. As usual - it's up to you!

## Where To Now?

I was genuinely surprised when I heard that the RSGB had not won the contract to run the proposed Novice Licence examinations. The Society had set great store by

the proposals. In fact the RSGB were very confident that they'd get the contract - and said so! The bad news must have come at a very difficult time especially when the appalling financial state of the society is taken into account.

Obviously the government - via their agents the DTI - considered that either (or both) the tendered costs and City & Guild's experience in the examination field outweighed anything the RSGB could offer. Now that the blow has been struck, I have to be honest and say that I'm in two minds on the subject. In other words - I have doubts in both directions - for and against the RSGB getting the contract.

My worries in one direction are backed up by the doubts of many readers (many of whom are RSGB members) who were concerned that the society would not have been able to cope with the extra workload. This genuine concern is often 'backed up' by complaints that "I wrote to the RSGB and I've never received a reply", etc.

I tend to agree with people who expressed concern about the extra work-load, and that the society might not have coped at headquar-

ters level. However, I don't fully sympathise with those who say that they didn't like the idea of literally having the Novice Licence scheme under the almost total control of the RSGB.

Still, there's no point in arguing! The decision is taken, we're stuck with it. But, where do we go now? The terse announcement on GB2RS only said that the C&G had won the contract. Unfortunately, I think the real problems are about to begin. The Novice Licence examination - as explained to me and other interested parties at a meeting at RSGB Headquarters, would be an unusual exam in many ways and will need a special approach from the authorities point of view!

## No Cheating Needed

Unlike any of the C&G's many other exams, the Novice Licence test itself, was (is?) planned to take place **with the actual licence document** placed in front of the candidate. During the examination (as I understand the process) the examinee would be able to look up the appropriate answer.

The argument behind this approach is that the candidate would be able demon-

strate ability to research and interpret the document and thus be able to understand restrictions, the law, and regulations.

Many of you won't agree with this procedure, but I think that in practice it could work - given the right examining body and staff. I've much respect for the C&G. I also have no doubt that there are many readers who've taken the RAE, and the many other examinations run by the organisation, who feel the same way.

## Hushed Hall

Despite the respect I have for the organisation, I wonder how the C&G plans to operate the Novice exam? Will it be held in the way that they've run their other exams over the years? If they do, I can just imagine the scene: A 'hushed' hall, invigilators quietly pacing up and down past row upon row of bowed heads. I can also imagine the intimidating effect on the 12 year-old boy in that corner over there - yes, that one - next to the big chap taking the Welding & Metallurgy examination!

Fair enough, I'm joking - but it will be interesting to see just how the C&G do intend to run the exams. You

can be sure that this particular exam - bearing in mind the extremely wide range of ages of the people who could be taking it each time - won't fit into the usual C&G format.

Perhaps, remembering the valuable groundwork laid by the RSGB (and despite the confusion we must pay tribute to this) the C&G may be able to call on expert help? At least you can honestly say that radio amateurs do know their hobby. Our national society may not have the organisational, financial or inertial abilities to run the entire scheme but the RSGB and radio amateurs in general **MUST** be involved somehow!


## Orderly House

I'm hopeless at money management. My wife, and anyone else who knows me, will tell you that I could lose a £5 note in a locked, empty room! But I do know my limitations - and avoid any job that entails money-handling. You've probably noticed that at rallies and shows where, for safety's sake I avoid taking money from readers at the *PW* stand!

My family and I now work to a strict budget. Gone are the days where I would buy equipment on a 'whim'. All expenditure is planned now - although I drive the car 'on a wing and a prayer'! So, if I can do it - why can't the RSGB do the same? I think it's time that the society - if it's to survive - must employ a professional 'money manager'. If, as the society itself says, every member counts, then every subscription must be accounted for in a correct, useful and wise way.

Who was it that said that 'A camel was a horse designed by a committee?' Perhaps they were right!

A happy, peaceful Christmas and good New Year to you all, 73 de Rob Mannion G3XFD.



Rob Mannion G3XFD

# Receiving You...

Send your letters to the Editorial Offices in Poole, the address is on our contents page. Writer of the Star Letter each month will receive a voucher worth £10 to spend on items from our PCB or Book Services, or on PW back numbers, binders, reprints or computer program cassettes. And there's a £5 voucher for every other letter published.

Letters must be original, and not duplicated to any other magazines. We reserve the right to edit or shorten any letter. Brief letters may be filed via our Prestel Mailbox number 202671191. The views expressed in letters are not necessarily those of *Practical Wireless*.

## ★★★★★STAR LETTER★★★★★

Dear Sir

I have just spent a fascinating couple of hours reading a 1937 copy of the *T & R Bulletin* (Radcom).

Not a lot has changed - apart from prices. Human nature certainly hasn't, even in those days they had more than an average quota of 'wallies' on the bands, and even the odd expletive!

What did take my interest was an advert for *Short Wave Magazine*. The November 1937 issue carried no less than 40 pages of constructional articles, all for the cover price of sixpence - try beating that!

The good old days? - I wonder. Even then, according to readers letters, the 'home-brew versus the commercial equipment' argument was already in full fling, as was the criticism of the 'absolute method of using Morse'.

One thing I do feel sad about is that I have missed - by 53 years - the chance to buy a brand new McElroy bug key for £1.90, and an imported American Communication receiver for just £9.

Ah well, you can't win them all!

N. Kirk G3JDK

Rotherham

Yorkshire

**Editor's Comment: We do still try to 'fly the flag' for home construction - but it's up to you, the reader to respond with ideas, comments and projects. Keep 'em coming!**

Dear Sir

In two recent 'silent key' sales I attended, the family were surprised and pleased with the cash realised by the sale.

I know that in one case the widow had let the 'dustman' collect the gear. Unfortunately, although a friend rushed to the house - he was just too late!

If you're in the same situation, ask an amateur friend to help dispose of unwanted equipment.

Francis Rose G2DRT  
High Wycombe  
Buckinghamshire

**Editor's Comment: G2DRT is offering sound advice. Many recently bereaved XYs have 'lost out' in this way. We would be pleased to announce 'silent key' sales in 'Newsdesk '91' and on the 'Wireless-Line' news bulletins, and don't forget to involve your local club whenever possible.**

Below is a letter recently received in our offices from a member of the forces based in West Germany, who's writing on behalf of his unit to say a very big thank you to Arrow Radio Ltd in Glasgow.

### Strawberries From The Gulf

My unit is preparing to go to the Gulf to assist the United Nations. When I received the orders to go I wrote to two companies and telephoned Arrow Radio Ltd. in Glasgow, asking that they donate a receiver to help with the

boredom and the lack of communication with the outside world.

Instantly, Jim GM0AAJ, offered to assist and sent two communications receivers that very day which are now on their way to the Gulf.

I received one letter from the other companies that said "Sorry, but all the best in your endeavours....". The other British company did not reply.

So, I would like to say a very BIG thank you to Arrow Radio from all the men of this unit for the donation and the great assistance you have given us.

Why Strawberries I hear you say, well it is the Army term for a pat on the back or do the readers know better?

Any more donations of good h.f. receivers for the men would be gladly received.

Dear Sir

As a regular reader of *Practical Wireless* (and also *Short Wave Magazine*), I was very pleased to see my letter published in the August issue of *PW*.

I wonder how many readers relate their name or hobby in the name of their house or their pets, etc. I note that Ron Ham has named his house 'Faraday'. It would be interesting to find out if there are any others, and in answer to the obvious my house is not called 'Paradise Lost'.

Thanks for the two great magazines!  
Peter Milton, Stocksbridge, Sheffield.

Dear Sir

The problem of piracy upon the Amateur bands has been with us for a very long time. The misuse of v.h.f. repeaters is well known and well documented. However, similar illegal transmissions on the h.f. bands do not appear to attract the same level of attention from the relevant authorities. I for one, am not aware of any successful prosecutions of offenders.

Whilst you have to accept that direction finding techniques at v.h.f. are relatively straightforward, I suspect that the failure to apprehend the h.f. offenders is more a result of lack of pressure upon

authorities than a lack of the requisite technology.

To determine the measure of the problem, you only have to listen around the DX portion of 3.5MHz, most evenings after 11.30pm, clock time. One or two of these persons can be heard imposing carriers upon the working frequencies, making childish remarks, etc.

Now if this were the sum total of the problem, it could be treated with a measure of good humoured tolerance. However, one of these persons has taken to targeting those operators least able to deal with the situation. I refer to amateurs who have had

the misfortune to experience severe illness or disability.

The appalling personal attacks upon one or two such operators are utterly unacceptable. This, together with false allegations of serious criminal activity directed at specific amateurs, has prompted this letter.

In order to prosecute such offenders, they must be located and identified. If the Radiocommunication Agency, for whatever reason, is unable to act, then we must help ourselves. I cannot accept that licensed amateurs and serious short wave listeners would not be

aware of illegal activity in their own locality. Signal strength alone could be a first indication.

There is strong evidence that one of these pirates is operating in the Wednesbury area. He even boasts of having operated illegally for seven years or more and that he does so with the full knowledge of the local amateur community. If there is ever a grain of truth in this claim, then perhaps it is time for us all to drop any interest in radio and take up a different activity, such as mugging!

Should anyone have knowledge of such illegal operating, please advise the RSGB and the DTI, in

order that action can be taken to bring this most offensive form of pirating to an end.

T. Tuite GWNSR  
Penmaenmawr  
Gwynedd

**Editor's Comment: In the last few weeks the Radiocommunication Agency announced that they have taken action against illegal 6MHz 'pirate' operators in Scotland. However, as I've heard some of the idiots who try to disrupt 'nets' such as the WAB on 3.5MHz, I know we've got a problem. If we don't 'clean up our act' - amateur radio will degenerate into a radio 'slanging match'.**



# Competition Corner

## Services

### Queries

We will always try to help readers having difficulties with a *Practical Wireless* project, but please note the following simple rules:

- 1: We cannot give advice on modifications to our designs, nor on commercial radio, TV or electronic equipment.
- 2: We cannot deal with technical queries over the telephone.
- 3: All letters asking for advice must be accompanied by a stamped, self-addressed envelope (or envelope plus IRCs for overseas readers).
- 4: Make sure you describe the query adequately.
- 5: Only one query per letter please.

### Back Numbers & Binders

Limited stocks of many issues of *PW* for the past years are available at £1.65 each including post and packing.

Binders, each holding one volume of *PW*, are available price £4.50 each (£1 P&P for one, £2 for two or more).

Send all orders to the Post Sales Department.

### Subscriptions

Subscriptions are available both for the UK and overseas. Please see current issues for the latest prices.

### Constructional Projects

Each constructional project is given a rating to guide readers as to its complexity.

**Beginner:** A project that can be tackled by a beginner who is able to identify components and handle a soldering iron fairly competently.

**Intermediate:** A fair degree of experience in building electronic or radio projects is assumed, but only basic test equipment is needed to complete any tests and adjustments.

**Advanced:** A project likely to appeal to an experienced constructor and often requiring access to workshop facilities and test equipment for construction, testing and alignment. Definitely not recommended for a beginner to tackle on their own.


Components for our projects are usually available from advertisers. For more difficult items a source will be suggested in the article. Kits for many of our recent projects are available from CPL Electronics and FJP KITS, both of who advertise in the magazine. The printed circuit boards are available, mail order, from the Post Sales Department.

### Mail Order

All *PW* services are available Mail Order, either by post or using the 24hr Mail Order Hotline (0202) 665524. Payment should be by cheque (overseas orders must be drawn on a London Clearing Bank), Access, Mastercard or Visa please.

### Wireless Line

This is an information service for the radio enthusiast, updated each Friday. Calls cost 44p per minute peak time and 33p per minute off-peak. The number to ring is: (0898) 654632.



### Across

- 8 Speedy landing place (6)
- 9 In coal (anag.) (6)
- 10 Fight round with R! (5)
- 11 Enclosed area indicates volume (4)
- 12 Albert's Xmas introduction in Trafalgar Square (4) (and 29 across) Tracked drawing (7, 7)
- 15 Further agricultural location (6)
- 17 Star warehouses on the move! (6)
- 19 Monthly emergency day (3)
- 21 Depressed insect underneath (5)
- 22 I rota contains magnitude (anag.) (5)
- 23 Right tool for top Welsh (3)
- 24 Questionable reply (6)
- 27 Get away from it all (6)
- 29 See 13 across (7)
- 31 Spoken song round 6 down (4)
- 33 Polite archery manoeuvres (4)
- 34 Large victim for Jack (5)
- 35 Moving rig hangs around (6)
- 36 Warning lights on chancy game (6)

### Down

- 1 Sudden stop shortens trousers (6)
- 2 Exercise with water (4)
- 3 Greet cross-breed (6)
- 4 French coin for Spencer (5)
- 5 Sea above Poland (6)
- 6 Talent, present at Christmas (4)
- 7 Regional speech (6)
- 13 Circus act co-co-ed off! (7)
- 14 In come the visitors! (7)
- 16 Sticky situation for Eskimos (5)
- 18 Additional equipment small acting (5)
- 19 Paper on location (3)
- 20 Japanese craving (3)
- 25 Limited width should go straight (6)
- 26 Fraudulent manipulation of outfit (6)
- 27 Planetary lines house foxes (6)
- 28 Energy or forces work (6)
- 30 Protection device may change (5)
- 32 Couple (4)
- 33 Gossips be noisy! (4)

Complete the crossword, fill in the form and send your entry to **PW Publishing Ltd., January 1991 Crossword Competition, Enefco House, The Quay, Poole, Dorset BH15 1PP. Closing date Friday 18 January 1991. The Winner can choose either a years subscription to *PW* or a £20 voucher to spend on the Book Service or other *PW* services. The two runners-up can choose a six month subscription or a £10 voucher. The Editor's decision on the winner is final, no correspondence will be entered into.**

☐ Subscription ☐ Voucher (Please tick choice of prize)

Name .....

Address .....

.....

.....

Postcode .....

# Newsdesk '91

## Cirkit Catalogue

The latest edition of the Cirkit Electronics Constructors Catalogue is now available. The 184-page catalogue is available from Cirkit and most large newsagents, priced £1.60.

**Cirkit Distribution**  
Park Lane  
Broxbourne  
Herts EN10 7NQ.  
Tel: (0992) 444111 Sales  
or (0992) 441306  
Enquiries.

## 100MHz Oscilloscope

STC Instrument Services have introduced a 100MHz real-time oscilloscope to its range of Philips 'Smart Scopes'.

A feature of the PM3070, which shares all the main functions of the established PM3065, is its on-screen measurement cursor with an innovative zoom back-up. The zoom capability is ideal for applications where signal detail requires to be enlarged to increase time resolution and can be carried out with the touch of a button.

Other features include triggering up to 150MHz; multiple display modes; an auto-set facility for instant display of a signal; touch switch control of all major functions; and a large i.c.d. display which provides continuous readouts of instrument status and selected settings.

Signal measurements are accomplished simply by positioning the cursors on the waveform and the results are displayed at the top of the c.r.t. Cursors can be used in both of the available timebase modes and enable risetime, amplitude and absolute/relative time measurements.

For further details, contact:

**Tony Leach**  
STC Instrument  
Services  
Edinburgh Way  
Harlow  
Essex CM20 2DF.  
Tel: (0279) 641641.



## Scouts Exchange Greetings

Lowe Electronics of Matlock, Derbyshire have helped over a quarter of a million scouts exchange greetings and news with other Scout members throughout the world. Every October, the Scouts take part in an annual event known as Jamboree-On-The-Air and last year the Scouting Association set up their own amateur radio demonstration station. Based at Gilwell Park, near London, the station was equipped with modern radio transmitting and receiving equipment, supplied by Lowe Electronics. The station has given thousands of young people the opportunity to learn about radio communication and talk to people throughout the world.

## Transmitter Facilities Available

BBC World Service recently welcomed the decision of the Czechoslovak Federal Government to make available transmitter facilities and frequencies for its programmes in Czechoslovakia, the first such arrangement for the BBC in Eastern Europe. The Government offer is being made on an interim basis pending re-allocation of broadcasting frequencies due when Czechoslovakia's broadcasting bill becomes law early next year.

BBC World Service is proposing a 24-hour station broadcasting on f.m. or m.w. in three languages - Czech, Slovak and English. English language teaching programmes would also be included.

## The 1991 Youth Skills Olympics

The search is on to find the two best young electronic technicians that Britain can enter for the 1991 Youth Skills Olympics in Amsterdam. They will be part of the Electronics Examination Board's national team, comprised of representatives of 35 trades. One technician will compete for the Consumer Electronic craft awards and the other for the Industrial Electronics Award.

The British Team will enter under the auspices of 'UK Skills', a new management body which operates under the umbrella of

the City & Guilds.

The Electronics Examinations Board has agreed to assist in finding, selecting and training competitors in the two electronics trades and welcomes help from any source.

The standard of the competition is high and demands first class skills in fault-finding and the use of tools. The level of theoretical knowledge required equates to HNC level. Competitors must not be more than 22 years old during the year of the competition (1991).

They hope to discover

about ten potential competitors in each trade group, who will have support and they hope, sponsorship from their employers. There will be a testing/selection period and the two most promising youngsters in each trade will be selected for further training before they go to Amsterdam as competitor and back-up.

For further details, contact:

**Peter Bennet**  
Examinations Officer  
Electronics  
Examination Board  
Tel: 071-8363357 Ext 201.

## New Bulgin Component Catalogue

Just published, the new A. F. Bulgin Component Catalogue offers design engineers, buyers and specifiers a complete guide to the company's extensive range of electrical and electronic components.

Full technical data for all products - from battery holders to waterproof switches - are presented in easy-reference format throughout the extensively illustrated 215-page publication. Full ordering details, complementary product shots and circuit diagrams enable users to select and design in the appropriate components for their equipment and systems.

Available upon request from:  
**A. F. Bulgin & Co PLC, Bypass Road**  
Barking, Essex IG11 0AZ. Tel: 081-594 5588.

## A Must For Exporters

It makes legal and commercial sense to ensure that your exports comply with the technical requirements of your target country, but researching these requirements is never easy. BSI's Technical Help to Exporters department has done all the hard work for you in a new 70-page one volume guide, called *Electrical Equipment USA*.

The guide has been extensively updated to keep pace with one of the most demanding markets in the world.

A wide range of domestic, commercial and industrial electrical equipment is covered, including that used in hazardous locations.

This latest edition identifies US standards, regulations and approval procedures applicable to electrical equipment throughout the USA; it also gives details of organisations responsible for applying and enforcing US regulations; and lists recognised testing and certification bodies. Available from BSI Sales as Ref. TH203457, priced £95.00.

**BSI Sales**  
Linford Wood  
Milton Keynes  
MK14 6LE.  
Tel: (0908) 220022.

## Radio Marathon

Two Maltese radio amateurs are organising a radio marathon in aid of the handicapped. The special call sign used for this event is 9H3HTH (Help the Handicapped).

Funds gathered during this 120-hour event depend on the number of QSOs. This station will officially open on 30 December 1990 at 2300 until 3 January 1991 at 2300 (all times GMT). Frequencies to be used are one of the following ranges:

(20m)	14.225- 14.275MHz
(15m)	21.225- 21.275MHz
(10m)	28.250- 28.500MHz on phone, 14.030- 14.060MHz c.w.

Operators are Ian 9H1BK and Sergio 9H1BU.



# Newsdesk '91

## Practical Guide

New ideas, be they the brainchild of innovative individuals or giant corporations, require effective legal protection if they are to be exploited successfully in today's highly competitive - and increasingly international - markets.

Fortunately, help is at hand in the form of an eminently understandable guide to patents and trade marks by leading authority, Laurence Shaw.

*The Practical Guide for People With A New Idea* (Patent Eye, £9.95), first published in 1982 and now extensively updated, provides step-by-step advice from the initial assessment of how best to protect an idea, to the defence of rights in the event of copying and the licensing of rights for royalty.


Separate sections are devoted to patents, design, trade marks and copyright, and plant breeders rights, with the author explaining how to take advantage of each mechanism.

Available direct from:

**The Patent Eye  
George House  
George Road  
Birmingham B15 1PG.  
Tel: 021-456 2269.**

## VHF Communications

KM Publications will, as from 1 January 1991, be publishing *VHF Communications* here in the UK. There will be an increase in the annual subscription rate from the present level of £9.75 to £12.00. This includes all UK and overseas surface postage costs. Air Mail is charged extra.



## The World's First

Wordsafe, the world's first desk-top multi-channel voice logging recorder incorporating helical scan technology, was recently unveiled by Racal Recorders Ltd. Wordsafe is the first communications recorder to provide up to 32 channels and more than 24 hours continuous recording on a standard VHS cassette in a compact, easy-to-operate machine.

The use of VHS and helical scan makes Wordsafe a powerful machine and the combination of an interactive display panel, simple controls and easily inserted cassettes ensures that, in day-to-

day use, the recorder can be operated accurately and reliably by any member of staff without specialist training or technical knowledge.

Wordsafe is especially suited to general office environments where there is a need to record all the telephone transactions, yet where space is restricted. The high level of security offered, together with the operational simplicity, will also appeal to longer-established users, such as the emergency services and air traffic, harbour and seaway control installations.

Further details from:  
**Racal Recorders Ltd.  
Hardley Industrial  
Estate, Hythe  
Southampton SO4 6ZH.**

## DADARS 1991 National 144/146MHz Contest

The fifth Derby & District ARS Two Metre Contest will be held on Sunday 10th March 1991 between the hours of 1300 and 1700GMT. A copy of the Rules is available upon receipt of an s.a.e. from the club at **119 Green Lane, Derby DE1 1RZ.**

## Stereo Sound For Television

NICAM Digital Stereo was introduced to TVS Television and Channel 4 in parts of Kent and also to Tyne Tees Television and Channel 4 in parts of Northumberland and County Durham from the end of October. This is part of an IBA initiative to bring the new digital audio technology to almost 80% of British viewers by the end of this year.

NICAM stands for Near-Instantaneously Companded Audio Multiplex. It adds a special digital signal to a standard television transmission to enable reception of stereo sound with quality similar to Compact Disc. The system can also be used to provide a second language soundtrack. Stereo sound adds another dimension to the television viewing experience, especially for music, drama, sport and light entertainment. Most recent feature films have been produced with a stereo soundtrack. The number of stereo programmes and films on ITV and Channel 4 is increasing. Those with digital stereo sound are identified in *TV Times* and on ITV's Oracle and Channel 4's 4-Tel teletext services.


In order to receive NICAM, it is necessary to have a TV set or video cassette recorder (VCR) incorporating a NICAM decoder. In the last year or two, a wide variety of receivers and VCRs have been produced with the option of NICAM sound. Older sets with stereo speakers will probably not be suitably equipped. These were meant for connection to an external stereo source, such as a stereo VCR playing back pre-recorded films. However, it may be possible to 'retro-fit' some of these older 'stereo' sets with a NICAM decoder, or make the necessary connections to a NICAM VCR. Local dealers can advise. Once equipped with the hardware, no special antenna arrangements will normally be needed - if the picture is acceptable the sound should be perfect. NICAM also offers a significant improvement in mono sound.

The introduction of NICAM on a national basis is geared to a major IBA project to replace the original ITV transmitters, installed about 20 years ago. The IBA has already converted the programme distribution networks for ITV and Channel 4 (S4C in Wales) to digital stereo operation. Together with the NICAM transmission system, this provides an all-digital path for the sound channel from the studio right through to the domestic receiver.

NICAM test transmissions, consisting of regular programme sound, have begun from the Dover and Pontop Pike transmitter and dependent relay stations. In the period leading up to official service on October 26, the IBA may have to interrupt the NICAM signal for essential engineering purposes. Existing mono sound will not be affected.

NICAM Digital Stereo was also introduced to Central Television and Channel 4 in parts of Warwickshire, Staffordshire and the West Midlands from the end of November.

*Multi-Mode*



**PRICE INCLUDES FREE IBM-PC, CBM-64  
DATA AND FAX SOFTWARE ON DISK**

## PK-232 MBX Multi-Mode Terminal Unit

With over 40,000 units shipped, the PK-232 is the world's leading multi-mode data controller. The PK-232 MBX combines Morse Code, Baudot, ASCII, AMTOR/SITOR, HF and VHF packet, WEFAX transceiver and NAVTEX receive in one comprehensive unit.

- Exclusive SIAM™ Signal Identification and Acquisition mode

- 20 front panel status indicators
- TDM Time Division Multiplex
- PakMail™ mailbox with 3rd party traffic
- FAX printing - supports most printers
- Two radio ports
- Host Mode program control
- KISS mode for TCP/IP
- 32K Lithium backed RAM

**PK-232 MBX: £299.95 inc. VAT  
(£5.00 post and packing)**



**ICS Electronics Ltd. Unit V, Rudford Industrial Estate, Ford, Arundel, West Sussex BN18 0BD**

**Telephone: 0903 731101 Facsimile: 0903 731105**



# Newsdesk '91

## Britain to Russia

Co-Channel Electronics, which has bases in Bristol and Newport, was sought out by world-renowned balloonist Don Cameron for his recent attempt at the first-ever hot-air flight from Britain to Russia - a successful attempt given expansive coverage by the national and local media.

The 48-hour flight was carried out in the prevailing spirit of 'Glasnost'. Cameron's co-pilot was Russian Gennadi Oparin, a former Aeroflot pilot.

The pair spent the time in a cramped 1.8m by 1.2m capsule, suspended below a balloon 30m high and containing 1698m<sup>3</sup> of non-flammable helium. Both men had to wear special thermal suits as at heights of up to 5490m, temperatures were well below freezing.

Space being at such a premium, much of the equipment supplied by Co-Channel had to be built into the craft, including the radio safety systems that would start transmitting automatically in case of difficulties.

So, why did Cameron choose Co-Channel? "Perfect communications were vital at all times", he explained. "We had to follow precise weather patterns to keep on course, so we had to rely on up-to-the-second data from our operations centres in England and at Leningrad in the Soviet Union. We knew from past experience in rather more 'mundane' operations of our business, that Co-Channel are reliable and efficient - and can always supply the personal touch - in supplying, servicing and advising on any form of radio and electronic communication systems.

Co-Channel Electronics are an established company in the mobile communications field. Their technical and engineering staff install, maintain and repair all makes of mobile communications.

And as Don Cameron's latest record-breaking flight demonstrates, it's not just the individual customer who wants a cellular phone that Co-Channel can deal with. Indeed, the sky's the limit!



## Competition Winners

The lucky winner of the November *PW* Dewsbury Electronics Supa-Tuta Competition is Chris Toulson G1UHE who lives in Sheffield. The runners up - each receives a year's subscription to *PW* are: Mrs. M. Murray G4OCMO in Edinburgh, David Tunna from Manchester, Alfred Bowie from Fochabers, Cyril Hutchings G3LCA, Somerset. Winners will be notified by post.

### August *PW* 'How

### Many Words'

**Competition:** The editor will be in contact with entrants to this competition. We were inundated with computer-generated entries which has caused problems in checking answers!

### September *PW*

### Crossword

**Competition:** The winner of the year's subscription is Brian Winger from Whangarei in New Zealand and the two runners-up with six

months subscriptions are: R.P. Neave Manningtree Essex, R.F. Hills of Milnthorpe Cumbria.

### October *PW* 'Spot The Difference'

**Competition:** The winner of the year's subscription is E.W.P. Jones GW3HAW of Barry, Wales. The runners-up with six month subscriptions are Matthew Moore of Belfast and Ken Thompson in Washington USA.

## Highly Successful

A new version of the highly successful Storehouse instrumentation recorder, which provides a 100% increase in the recording duration of each tape, has been developed by Racal Recorders Ltd, of Hythe, Hampshire.

The new recorder, the Storehouse DD-2 (double density 2MHz), incorporates double-density record and replay heads which enable twice as much data to be recorded on each reel of tape.

The DD-2 is the same compact size as the original Queen's Award-winning Storehouse. The DD-2 retains the rugged portability and fully automatic calibration and equalisation features which have led to its use in military and aerospace-related applications in five continents.

Extended recordings

can be made without loss of data bandwidth using the DD-2. It provides operational and cost-saving advantages in reducing tape storage space and usage and re-loading times. It will also permit longer duration missions and trials in applications where large volumes of data are collected.

Storehouse has been sold to more than 30 countries throughout the world, where it is used in applications such as front-line gathering of electronic and communications intelligence, and sonar and radar information; vehicle research and development, including train rolling stock and airframes; and missile telemetry and data gathering.

**Racal Recorders Ltd.  
Hardley Ind Estate  
Hythe  
Southampton  
SO4 6ZH.**

## International LMR Exhibition 1991

The International Land Mobile Radio Exhibition, to be held on 21 & 22 May 1991, is a Conference and Exhibition of the latest developments in two-way communications, which is held once every two years, in Johannesburg, South Africa.

The latest events have been of a national level, but next years exhibition is designed to include the international market and to accommodate speakers, exhibitors and visitors from countries such as the USA, Australia, UK, USSR and Hungary.

The Land Mobile Radio Association is the central body for the radio communication industry of South Africa. They will stage the latest developments in the industry through their two-day conference and exhibition. The conference is fully sponsored by the Association, thereby extending a free invitation to all concerned.

The exhibition boasts a very high standard and is housed in a modern exhibition centre, the World Trade Centre, which is fully air-conditioned and carpeted.

Furthermore, overseas visitors will enjoy its close proximity to luxury hotels and the Jan Smuts International Airport. Special rates on hotel accommodation, car hire and other services will be available.

Enquiries for exhibiting, conference attendance, hotel bookings, etc, can be made to:

### Strategic

**PO Box 3590, Randsburg RSA 2125.  
Tel: (2711) 886 3450.**

## Advance Information

In response to many requests, QuartSLab shall be stocking a range of popular crystals for the 70MHz band from mid-January for both the Pye a.m. and f.m. Westminster transceivers. Price £7.00 per pair or £3.50 each.

### QuartSLab Marketing Ltd.

**PO Box 19, Erith, Kent DA8 1LH.  
Tel: (0322) 330830.**



# Newsdesk '91

## Club News

**Wimbledon & District ARS** meet on the 2nd & last Friday of each month, 7.30pm in St. Andrews Church Hall, Herbert Rd, London SW19. In 1991, they have New Years Resolutions on January 11, and R(F) Burns Night (Working GM) on the 25th. All enquiries to their recently appointed secretary **Chris Frost G0KEB, 61 Selbourne Avenue, Tolworth, Surrey KT6 7NR. Tel: 081-397 0427.**

**Plymouth RC** meet Tuesdays, 7.30pm in the Frederick Centre, Plymouth. January 8 is a Construction Club Night. CW Classes with Jack G3GZQ and RAE Classes with Peter G6ZKQ. Further details from **Peter G6ZKQ at 21 Elmbank, Buckfastleigh, Devon TQ11 0DN. Tel: (0364) 43433.**

**Kidderminster & District ARS** meet every other Tuesday, 8pm at the Queens Head, Wolverly, nr Kidderminster. You don't have to be a radio ham to attend, all welcome. Details from **W. D. Dancock, 75 Aveley Common, Stourport-on-Severn, Worcs DY13 0NG.**

**Derby & District ARS** meet Wednesdays, 7.30pm at 119 Green Lane, Derby. January 2 is a Junk Sale and the 9th is The Year In Retrospect. More info from **Richard Buckby G3VGW at 20 Eden Bank, Ambergate, Derby DE5 2GG. Tel: (0773) 852475.**

**Preston ARS** meet Thursdays (fortnightly), 8pm at The Lonsdale Sports & Social Club, Fulwood Hall Lane, Fulwood, Preston. More details from **Eric Eastwood G1WCQ at 56 The Mede, Freckleton, Preston, Lancashire PR4 1JB.**

**Sutton & Cheam RS** meet 3rd Thursdays, 7.30pm at Downs Lawn Tennis Club, Holland Avenue, Cheam, Surrey. Natter Nights are 1st Mondays in the Downs Bar. December 20 is their Christmas Get-together, January 3 is a Committee Meeting at 35 Great Ellshams, Banstead and the 7th is a Natter Night. Further details from **John Puttock G0BWV at 53 Alexandra Avenue, Sutton.**

## Thousands of Bargains

The All Formats Computer Fair is the show for every computer. From a ZX81 to a '486 PC. Hardware, from a single chip, joystick or mouse to hard disks, laser printers and monitors. Software, from the largest range of games under one roof in Britain to mountains of business packages. All at remarkable prices.

The low cost of exhibiting attracts around 100 exhibitors with an amazing diversity: public domain, magazine publishers, all major national computer clubs, booksellers, discount media specialists and, of course, 'boxshifters'. You'll also find obscure and difficult items as well as all the bargains. The Christmas fair is

on December 15. The first show in 1991 is on February 2 at the New Horticultural Hall, Greycoat & Elverton St, Westminster, London. Whatever computer you use and whatever you use it for, you will save money at the All Formats Computer Fair.

Further details from **John Riding on (0225) 447453.**

## Sony Amateur Radio Course

Sony Broadcast Ltd (SBC) is reinforcing its commitment to serve the community at large by launching a project in a most interesting field of communication.

Amateur radio is a satisfying and worthwhile hobby and for many, the route to a rewarding career.

There are many people who would like to become radio amateurs and join the world-wide fellowship but are discouraged by the difficulties in obtaining a licence.

To overcome this problem SBC plans to run a course, starting on 7 January 1991, taking students through the syllabus for the City & Guilds December 1991 examination, and will cover the essential practical aspects of being a radio amateur.

The course - open to all - costs £47 and will take place on Monday evenings. Tuition will be provided by radio amateurs and other specialists on the SBC staff and students will also be able to use the SBC professional training facilities.

**Further details from the project organiser Steve Harding G4JGS at: Sony Broadcast & Communications Ltd, Jays Close, Viabes, Basingstoke, Hampshire, RG22 4SB. Tel. (0256) 55011 ext. 3454.**

**For the latest news of special event stations, rallies, what's on the bands -  
ring**

# Wireless-Line on 0898 654632

Calls charged at 33p off-peak, 44p all other times.

If you have news for inclusion on Wireless-Line ring (0202) 678558 in the evenings and leave a message on the answering machine.

## Accessories




### LPF-30 Low Pass Filter

- Reduces television interference from HF transmitters
- 30 MHz cut off frequency
- Low insertion loss
- 1500 watts power handling
- VSWR < 1.3:1
- 9 pole inverse Chebyshev design

### DL-1500 Dummy Load

- Air cooled dry load
- 50 Ohms impedance
- DC-650 MHz
- Short term RF power to 1500 watts
- VSWR < 1.3:1 at 650 MHz



**DL-1500: £99.95 inc. VAT**  
**LPF-30: £49.95 inc. VAT**  
**(£5.00 post and packing)**



**ICS Electronics Ltd. Unit V, Rudford Industrial Estate, Ford, Arundel,  
West Sussex BN18 0BD Telephone: 0903 731101 Facsimile: 0903 731105**



## SPECIALISTS IN DRESSLER ACTIVE RECEIVE ANTENNAS

### NEW ARA 1500

50-1500MHz  
Now UPGRADED Sept 90

'N' Type Connection

Gain 11.5dB

Noise 3.0dB

Intercept point  
3rd Ord  
+21dbm

**£159.00**

Now with fully  
tuneable  
interface.



### EXCITING

### NEW SHORTWAVE ACTIVE ANTENNA

ARA 60

30 Kc/s to 60MHz up to 100MHz.

Size: 940mm high  
64mm diameter

Gain: 11db

Intercept point 3rd order + 44dbm

AVAILABLE BY DECEMBER

**£159.00**

Also a wide range of masthead pre-amps available for most V.H.F. and U.H.F. frequencies, including scanner pre-amps from £89.

**dressler**  
COMMUNICATIONS LTD.

191 FRANCIS ROAD  
LEYTON - E10 6NQ - LONDON  
TELEX 8953609 LEXTON G  
PHONE 081-558 0854 081-556 1415  
FAX 081-558 1298  
24hr Hotline anasphone No: 081-558 0854

OPEN MON - FRI 9AM - 5.30PM  
OPEN SAT - 9.30AM - 4.30PM  
INTEREST FREE HP FACILITIES AVAILABLE  
PROMPT MAIL ORDER



Prices correct at time of going to press. Please phone for latest quote.  
Or contact your local agent anytime on the following numbers:  
Stuart (Bromley, Kent) 0860 634526. Terry (Biggleswade, Beds.) 0767 316431.

### SPECIAL OFFERS

IC-R9000



INCLUDING  
ARA 30 +  
ARA 1500(N)  
£3,995

IC-R7000



INCLUDING  
ARA 1500(N)  
£999

IC-R71



INCLUDING  
ARA 30  
£855

KENWOOD R5000



INCLUDING  
ARA 30  
£899

## KENWOOD



NEW  
TS950  
H.F. TRANSCEIVER  
EP.O.A.

ALSO PANORAMIC DISPLAY  
SM 230 STATION MONITOR AVAILABLE  
P.O.A.

Kenwood R5000 + ARA 30 ..... £899  
Kenwood R5000 ..... £799  
VC20 Converter ..... £160  
TS680 HF + 6 Mtr Inc. Microphone ..... £895  
TS440 Inc Auto ATU inc. Microphone ..... £1,150  
TS940 Inc Auto ATU ..... £2,000  
TS790 270 + SAT ..... P.O.A.  
TM241 2mtr FM NEW ..... T.B.A.  
TR77 Dual Band Handie ..... £379  
TR751E 2mtr Multimode ..... £575

## SPECIAL OFFERS ON ICOM

### ICOM



IC781  
H.F. TRANSCEIVER  
EP.O.A.

IC24ET inc.:  
M830 Mounting Bkt  
CP12 Car Power Lead

**£385.00**

HH46 Speaker Mic  
All ICOM stocked including accessories


IC 2SE IC 220E/H IC 970E/H  
IC 2SET IC 320E/H COMPLETE  
IC 4SE/SET IC 2400 VHF/UHF  
IC 2500 BASE STATION  
NEW MODEL ( IC 1275  
ALPHA 6 20cms Base )  
IC 735 IC 736  
50 MHz IC 726  
6 CHANNEL IC 21  
HANDIE IC 100+ SSB  
IC 751A

### STANDARD

WE ARE [STANDARD] AUTHORISED DEALER

C500 DUAL BAND ..... £335  
C150 2 MTR ..... £230  
C528 DUAL BAND ..... £379  
AX700 SPECTRUM RECEIVER ..... £575  
New Model  
C56080 Dual Band Mobile ..... £650

## YAESU




FRG  
8800  
HF RECEIVER  
£585.00

VHF CONVERTER.....£100  
FRG9600M 60-950MHz.....£500

LARGEST LONDON YAESU STOCKIST  
FT747GX COMPLETE WITH FILTERS & FM  
UK SUPPLIED

FT736R + X500 DIAMOND ANTENNA ..... £1195  
FT470R (inc. Nicad & Charger) ..... £385  
FT767GX inc. 2 mtr Module ..... £1599  
FT23 + Nicad + Charger ..... £239  
FT411 Nicad + Charger ..... £249

## JRC-NRD




NRD 525  
HF RECEIVER  
Special Price  
Inc. ARA 30  
£950 without


## SCANNERS

AOR

AOR 3000 FM/AM/SSB ..... £695  
AOR 1000 Mk II ..... £248  
AOR 2515 5MHz-1500MHz ..... £575



STANDARD  
AX700  
PANADAPTOR Deluxe  
£575.00



FRG 9600  
50 - 950 MHz  
£500.00



# Electrostatic Precautions for the Amateur Maintainer

Feature

Perhaps the greatest advantage of present day electronics is the reliability factor. Little or no maintenance is required and with a bit of luck the modern transceiver just goes on and on. This means that the technical boffin of yester-year often feels thwarted. There's little need or reason for him to poke around and adjust this and that, which was often necessary in the valve era. When things do go wrong it's likely that many of us are not really in a position to do anything about it anyway!

## The Background

However, some may be tempted to delve into the innards of modern equipment with the idea of perhaps identifying a fault that can be localised to one p.c.b. To these enterprising people a word of warning is necessary. Inadvertently, they may well be causing severe damage to their equipment - by static discharge which could affect electrostatic sensitive devices (e.s.s.d.s).

## Unseen Damage

Modern technology is now using semiconductors of the m.o.s. family which have dielectric layers in the order of 0.1 micrometre thick. The devices are becoming very vulnerable to damage by electrostatic discharge. The important point to consider is that this damage cannot be seen, heard or felt - and it may not produce an immediate device failure. The effect could well be a weakening of the dielectric layer which is then further weakened over a period of time by the normal operating currents which are within the device's normal ratings. The overall effect is to reduce the working life of a component which can create a malfunction in a piece of equipment that can be very difficult to identify.

## Zapping Problems

Static electricity can be generated in many ways and may often amount to thousands of volts. Moving a chair, walking across the room, even handing some item to someone else. The phenomenon is a permanent feature of our environment and cannot be entirely eliminated. Its effect is increased when man-made materials such as plastics and synthetic fibres are involved. These facts must be considered when you turn over your transceiver and start to unscrew the bottom plate with a plastics-handled screwdriver. If you're wearing a nylon shirt and thick rubber-soled shoes, you are a veritable 'crackle' of static electricity just aching to be discharged!

## Safe Handling

So what's to be done? If you're still adamant that you want to delve into the electronics of your very expensive equipment what should you do? Are there any precautions you can take?

The first objective is to attempt to control the static discharge rate. To do this you must establish a safe handling area (s.h.a.) from which to work. This

brings you to the same potential as the s.h.a. before starting work. The s.h.a. should be designated by signs shown in Fig. 1. the correct door sign for the assigned area.

## Table-Top Precautions

A typical antistatic kit for kitchen table work would consist of a bench mat made of compressed, carbon-loaded, rubber and cork composite material with one or more stud connectors fitted to a corner of the mat. A wrist strap must be worn which is connected to the bench mat stud connector via a coiled lead having a resistance of  $1M\Omega$ . To be really effective a similar floor mat should also be used and connected to the bench mat by another coiled lead.

## Isolated Work Area

You must remain isolated in this s.h.a. whilst working on the equipment. No people or materials producing static should enter the area whilst you are working in these conditions, so in theory you should refuse the offer of coffee, offered in a plastic mug, by your wife!

A small antistatic service kit containing the items mentioned (less the floor mat) can be obtained for around £35. A complete workshop kit will cost over £70.

The principle and problems of e.s.s.d.s are now taken very seriously and the market has produced a range of antistatic associated items such as trays, storage bins and cabinets, chairs and even document holders. A special 13A plug is also now available. The live and neutral pins are used as locating pins only. The back of the plug carries a 10mm stud connector which provides a connection to the ring main earth via a  $1M\Omega$  resistor.

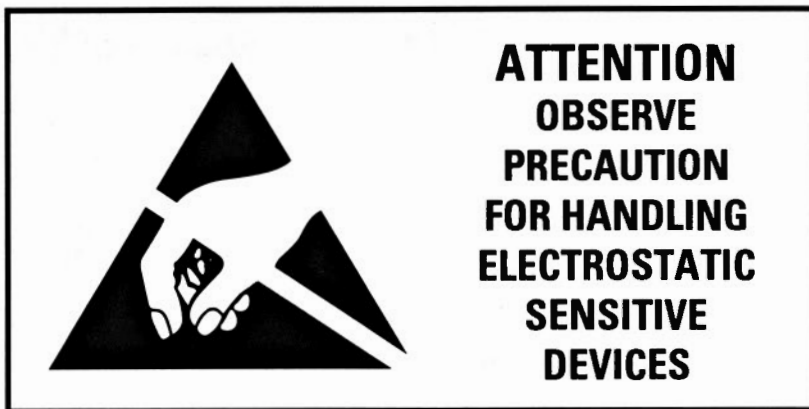
## Ion Sensing

If you feel the above procedures are perhaps a little cumbersome and fussy you could always invest in a sensing air ioniser unit. A typical unit available is mains powered, non-nuclear, ozone free and e.m.i./r.f.i. protected - what more could you ask for? The ioniser neutralises ambient charges in the area. A sensor first detects the polarity of any existing electrostatic charge and then selectively generates

*To 'zap', or not to 'zap' the rig. The answer to this question is provided by Stan Crabtree G3OXC.*

**A safe handling area sign.**





**Fig. 2. Metalised component bags carrying this logo are becoming more common. Do you know what it means?**

and disperses pulses of oppositely charged ions. The operation is designed to cease once the area has been made neutral. The cost of a typical unit is around £400.

#### Standards Rule

As might be expected the British Standards Institute have declared recommended standards and rulings on the handling of equipment containing susceptible items in their publication BS5783 *Handling of Electrostatic Sensitive Devices*. The document also describes the design of warning signs and labels which will now be found on the bags and packs of many replacement items. It is essential that components contained in these metalised bags remain packaged until required for use. And they must only be removed from the bag within an s.h.a. These antistatic bags may be recognised by their silvery sheen and the printed sign shown in Fig. 2.

#### Reducing Hazards

Without going to the lengths described above there are certain safeguards you could take which would reduce the hazards mentioned:

- 1) Before attempting to handle a susceptible module - and certainly after moving into an area near to them - touch both hands to a bare metal, earthed surface. This should discharge any static charge that may have built up.
- 2) Try to handle a p.c.b. by the edges only - keep fingers clear of any components, tracking or other conductive parts.
- 3) Avoid carpeted areas and the wearing of silk and nylon clothing.
- 4) Make sure the soldering iron is earthed.
- 5) When removing a module, lay it on a conductive circuit which is connected to earth.

#### Final Warning

So the next time you feel like 'getting stuck in' to a bit of maintenance, have a thought of the implications. The old days are long past when you removed a chassis from its cabinet and liberally squirted switch cleaner in the general direction of the band change switch, while simultaneously rotating the wafer section firmly(!) backwards and forward. Nowadays, the mere prodding of a p.c.b. with an insulated trimming tool might produce disastrous repercussions in the long term.

#### You've Been Warned!

But don't let it stop you altogether, just remember what you have read here!

PW

# Radio Diary

\* Practical Wireless & Short Wave Magazine in attendance.

**January 27:** The CLARC & ULARS are holding their rally at Lancaster University. **Mike Sherlock G4ZYN. Tel: (0257) 452287.**

**February 3:** The South Essex Amateur Radio Society will be holding their 6th mobile rally at Paddocks Long Road, Canvey Island. This will be an all-day event featuring trade stands, Bring & Buy, RSGB Bookstall, Boot Sale and home-made refreshments. Doors open at 10am. There will be extensive free car parking and easy access to The Paddocks. **Dave Speechley G4UVJ. Tel: (0268) 697978.**

**February 23:** The Rainham Radio Rally will be held at the Parkwood Community Centre, Parkwood Green, off Deanwood Drive, Gillingham, Kent. The entrance fee is £1 and the doors open at 10am. **Mr R. Mullett on (0634) 362154.**

**\*February 24:** The East Coast Amateur Radio and Computer Rally will be held at the Clacton Leisure Centre.

**February 24:** The Bideford Bay ARC are holding their 4th Taw and Torridge Rally at Bideford, Devon in the BAAC Halls starting at 10.30am. Talk-in will be on S22. **John Denford G0GFK. Tel: (0237) 476402.**

**\*March 9/10:** The London Amateur Radio Show will be held in the Picketts Lock Centre, Picketts Lock Lane, Edmonton, London N9 0AS.

**\*March 17:** The Norbreck Radio, Electronics & Computing Exhibition will be held at the Norbreck Castle Hotel Exhibition Centre, Queens Promenade, North Shore, Blackpool. Admission is £1, OAPs 50p and under 14s free. Free raffle ticket and exhibition plan. **Peter Denton G6CGF. Tel: 051-630 5790.**

**March 17:** The Wythall Radio Club will be holding their 6th annual radio rally at Wythall Park, Silver Street, Wythall, Worcs., which is on the A435 near junction 3 on the M42 south-west of Birmingham. Doors open 11am. There will be three halls plus a marquee, trade stands, flea market, Bring & Buy, a bar and snacks will be available, talk-in on S22 and admission is 50p. **Chris Pettitt G0EYO. Tel: 021-430 7267.**

**March 31:** The Centre of England Amateur Radio Rally will be held at the Motorcycle Museum, Bickenhill, near the NEC Birmingham.

**April 7:** Lough Erne Amateur Radio Club will be holding their 10th annual mobile rally in the Killyhevlin Hotel, Enniskillen. Doors open at 12 noon, talk-in on S21. Special guest Louis Varney G5RV. **Alwyn Magee G10BFD QTHR. Tel: (0365) 323802.**

**April 7:** The 5th Launceston Amateur Radio Rally will be held at Launceston College. There will be a large Bring & Buy, well-known traders, hot snacks and a bar. Also official Morse Tests (pre-booked via the RSGB) will be held at the Rally. Doors open at 10.30am with talk-in on S22. **Maggie. Tel: (040921) 219.**

**April 27/28:** The RSGB will be holding their National Amateur Radio Show at the National Exhibition Centre, Birmingham.

**May 12:** Yeovil ARC have their 7th QRP Convention at the Preston Centre, Monks Dale, Yeovil. Doors open at 9am, admission is £1.50 which includes programme. All the usual traders, plenty of food and refreshments available. There will be four lectures during the day. **David Bailey at 7 Thatcham Close, Yeovil BA21 3BS.**

**May 26:** The Maidstone YMCA ARS are holding their biennial rally at the YMCA Sportscentre, Maidstone. As usual the rally will feature trade and special interest groups stands, refreshments and ample free parking. **Alan Judge G0NCW. Tel: Maidstone 750709.**

**June 30:** The 34th Annual Longleat Rally will be held, as usual, at Longleat House, Warminster, Wilts. **Shaun O' Sullivan G8VPG. Tel: (0225) 873098.**

**July 28:** Rugby ATS have their annual Car Boot Sale, venue to be advised nearer the time. The event opens at 10am and talk-in will be provided by GB8CBS on S22. **Kevin G8TWH on (0203) 441590.**

**July 28:** The Scarborough ARS will be holding their annual rally at The Spa, Scarborough.



YAESU

ICOM

Authorised Dealer

# MARTIN LYNCH

## G4HKS

AMSTRAD

STANDARD

Authorised Dealer

### THE AMATEUR RADIO EXCHANGE CENTRE

286 Northfield Avenue, Ealing, London W5 4UB. Tel: 081 566 1120 Fax: 081 566 1207

Within three months I have already provided you with the largest selection of **USED AMATEUR RADIO and COMPUTER** equipment in the country. The bargains you may have missed were the Kenwood TS940S, TS930S, TS680S, TR751E, R2000, TS140S, Yaesu FT767GX, FT290R, FT690R, FL2100B, FT757GX, FT480R, ICOM IC735, IC751A, IC7000HF, ICR71E, IC765, ICR70, **PLUS** many more. Most of the equipment was sold on my special "Sale or Return" system. Unwanted equipment turned into ready cash within days of promoting the item in the showroom - call now for details - and for the latest lists.

In addition to the finest selection of used amateur radio and computer equipment, (ring for unbeatable offers on AMSTRAD FAX & Computers!), I have the latest models from the leading manufacturers on display - all wired for demonstration and **instant mail order from stock.**

Remember - I am an **AUTHORISED** dealer for all that I sell - backed by the U.K. importers. Yes, this does mean "Peace of Mind" - and A FAIR DEAL. I'm easy to get to with the M4, M1, M40 & M25 within minutes. Northfields underground station is only a few stops from Heathrow.

Fifteen years in the business is a long time. Twenty two years as an enthusiast is even longer. Benefit from my experience and keen prices.

**Call: 081-566 1120 NOW.**

73 and **A MERRY CHRISTMAS!**

Martin Lynch is a Licensed Credit Broker

Full details upon request

PHONE 081 566 1120



**Martin G4HKS**

For fast mail order Tel: 081 566 1120 Please add £10 for 48 hour delivery.

Shop opening hours:

Tuesday - Saturday 10 - 6pm.

Fax order line open 24 hours.

# "YOU NEVER KNEW THERE WAS SO MUCH IN IT"

- AVAILABLE FROM LARGER NEWSAGENTS OR DIRECT FROM CIRKIT
- £10 WORTH OF DISCOUNT VOUCHERS
- LOW COST MULTIMETERS
- MANY NEW PRODUCTS



**THE NEW WINTER 90/91 CATALOGUE OUT NOW FREE!**

**25W SOLDERING IRON WORTH £5.98**

WHEN YOU SUBSCRIBE TO THIS AND THE NEXT TWO ISSUES - FOR ONLY £5.00. SIMPLY FILL IN THE COUPON AND KEEP UP TO DATE!

**184 PAGES PACKED WITH COMPONENTS, KITS, TEST EQUIPMENT AND BOOKS...**

BATTERIES  
BOOKS  
CABLE AND WIRE  
CAPACITORS  
COMPONENT PACKS  
COMPUTERS  
CONNECTORS  
COUNTERS AND TIMERS  
CRYSTALS  
FILTERS  
HARDWARE

INDUCTORS  
KITS AND MODULES  
METERS  
PCBs & EQUIPMENT  
RELAYS  
RESISTORS  
RIGS AND RECEIVERS  
SEMICONDUCTORS  
SPEAKERS/SOUNDERS  
SWITCHES  
TEST EQUIPMENT  
TOOLS  
TRANSFORMERS

## Cirkit

Cirkit Distribution Ltd  
Park Lane, Broxbourne, Herts EN10 7NQ  
(0992) 444111



#### Please supply:

- ☐ Winter '90/91 Catalogue @ £1.60  
☐ Winter '90/91 Catalogue and subscription to the next two issues @ £5.00

I enclose Cheque/Postal Order for \_\_\_\_\_

Please debit my Access/Visa card for \_\_\_\_\_

NAME: \_\_\_\_\_

ADDRESS: \_\_\_\_\_

POST CODE \_\_\_\_\_

ACCESS OR VISA ☐

EXPIRY DATE: \_\_\_\_\_

SIGNATURE: \_\_\_\_\_

DATE: \_\_\_\_\_

## Palomar Tuner-Tuner

*There are many ideas produced to make the setting-up of antenna tuners a simpler task. The Tuner-Tuner from Palomar, adds a new dimension to the technique says Mike Richards G4WNC.*



The Tuner-Tuner is a particularly neat device that connects between the transceiver and the a.t.u. The object being to enable the optimum a.t.u. settings to be found without having to transmit a carrier.

The main advantages of this method are a reduced risk of damage to your transceiver p.a. and less QRM on the band. All well worth having! So, lets take a closer look at the Tuner-Tuner.

### Obvious Simplicity

The most obvious feature of the Tuner-Tuner is its pure simplicity - just a rotary knob and an l.e.d. on the front panel. Connections to the Tuner-Tuner are also very straightforward. There are just two SO-239 u.h.f. connectors on the rear panel.

The u.h.f. connectors serve to intercept the coaxial lead between the transceiver and the a.t.u. I ought to mention at this point, that the frequency range of the Tuner-Tuner is 1.7MHz through to 30MHz, so covering all the h.f. amateur bands.

As the Tuner-Tuner is an active device, a power source is required. This is simply provided by a PP3 style 9V battery mounted on the rear panel and held in place by a sprung clip.

Although this mounting is slightly unconventional, it does make battery replacement very easy. The current requirement of the review model was 32mA. This, when combined with the normal intermittent operation, should give an extended battery life.

The only instructions supplied with the review Tuner-Tuner is a single publicity sheet. However, the operation of the Tuner-Tuner proved to be so simple, that the single sheet covered everything adequately. Despite this I still felt it would have been useful to have had some background information on the principle of operation and perhaps even a circuit diagram.

### Simple Operation

As I've mentioned, operating the unit was simplicity itself. With the Tuner-Tuner connected-up all you have to do is set the transceiver to receive, and then by using the knob on the front panel, turn the unit on. Operation is indicated by a flashing l.e.d. on the front panel.

With the Tuner-Tuner switched on, the received noise level increased to S-9+. The tuning-up procedure is then just a question of adjusting the a.t.u. controls for minimum noise. Once this had

been completed, the Tuner-Tuner may be switched off. The switching operation restores the path between the transceiver and the a.t.u.

### Looking Inside

Rather than just giving a 'users eye-view' of the Tuner-Tuner, I thought it would be both interesting and informative to have a closer look at how it works.

The basic principle used is that of the r.f. noise bridge. This is based around the characteristics of the Wheatstone Bridge circuit.

A particular feature of this circuit is that it can be used to identify the value of an unknown component. This is done by comparing ratios of known components in the bridge to the unknown one.

The inverse of this method is used in the Tuner-Tuner. In this device, an indication is given when an external component (the antenna plus a.t.u.) equals a pre-determined value (50Ω).

In order to function, a signal source and a measurement system are required. The signal source is an internal r.f. noise generator that provides r.f. noise over the range 1.7MHz to 30MHz. The measurement system is provided by you and is simply your receiver!

The components of the unit are set-up so that the bridge is balanced when the antenna plus a.t.u. presents a 50Ω impedance. This is, of course, also the impedance required by your transceiver for maximum power transfer. So you can see that this simple system provides a clear indication of the optimum matching point, without having to 'fire-up' the transmitter.

### Using The Tuner-Tuner

The simplicity of the Tuner-Tuner was a great advantage when I came to install it in my system. It was literally 'up and running' within a few minutes.

Noise output received from the unit, with a mismatched antenna on my Icom IC-720A, was S-9 + 40dB. This reduced to S-1 or less when the a.t.u. was adjusted for the best null. On my antenna system, the notch was extremely sharp and it was easily missed if I tried to adjust the a.t.u. too quickly.

I also found that best results were obtained if the S-meter was a fast-response moving coil type. I did try the Tuner-Tuner with a receiver that used a l.c.d.

Practical Wireless, January 1991



S-meter, but the slow response of the display made tuning difficult on some bands.

### Useful For The Listener

Although the Tuner-Tuner has been primarily designed with the amateur operator in mind, it could also be useful for the listener. To prove this point, I connected the Tuner-Tuner to a Sony CRF-V21 general coverage receiver.

I used the Sony receiver throughout the specified 1.7MHz to 30MHz. The Tuner-Tuner proved itself to be very useful, although, as mentioned before, due to the l.c.d. S-meter on the CRF-V21, tuning was difficult on some bands.


### Construction

Palomar have gained a reputation for high quality products and the Tuner-Tuner maintains that tradition. The Off/Tune rotary switch uses a ceramic wafer with silver-plated contacts. This is to minimise the losses and facilitate the high, 3kW, power handling. The remaining electronics were contained on a good quality glass-fibre p.c.b.

One thing that is very easy to do with this type of device, is to accidentally power-up the transceiver while still switched to Tune. I know it's easy because I did it! Fortunately the Tuner-Tuner is well protected with a simple fuse in series with the Wheatstone Bridge transformer.

### Summary

Like most of the best ideas, the Palomar Tuner-Tuner is wonderfully simple to use. I found the unit quite invaluable in the shack, enabling very rapid and accurate tune-up.



I can certainly recommend the Tuner-Tuner as a worthwhile addition to any shack.

The Tuner-Tuner currently costs £99.95 and can be obtained from Bredhurst Electronics Ltd. High St., Handcross, West Sussex RH17 6BW.

My thanks to Bredhurst's for the loan of the review model. **PW**

### Specifications

Frequency Range	1.7MHz to 30MHz
Operating Impedance	50Ω
Connectors	SO-239 u.h.f. type
Power Pass Capacity (Off)	3kW
Power Requirement	9V d.c. at 35mA
Dimensions	150 x 120 x 70mm
Weight	400g

REVIEW

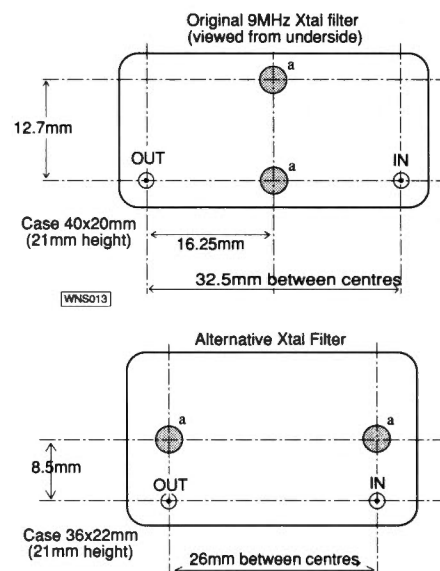
## Errors And Updates

### PW Marland s.s.b. transmitter September 1990 pages 26-29

Several readers who have begun building the Marland, featured in the July to September issues of *PW* have obtained filters from the author. The filters supplied by George Dobbs G3RJV, differ from the type around which the prototype board layouts were designed. These supplied alternative filters are slightly different physically, but are in all other respects identical to the filters, shown in the drawings and photographs used throughout the article.

You should refer to the drawings showing the two types of filters. Here you can see that some alterations to the holes are necessary to enable the alternative filter to be fitted. This entails cutting back the earth-plane to allow the input and output pins of the filter to be fitted to two new 1.5mm Diameter holes. Two larger holes for the mounting screws also need drilling. On the drawing these mounting holes are marked with an 'a', and are 3mm clearance.

Whilst we could not foresee this problem and it was outside our control we apologise for any inconvenience caused to readers.



For the latest news of special event stations, rallies, what's on the bands -  
ring

**Wireless-Line on 0898 654632**

Calls charged at 33p off-peak, 44p all other times.

If you have news for inclusion on Wireless-Line ring (0202) 678558 in the evenings and leave a message on the answering machine.

# Circular and Square Loop Antennas Part 2

*This month, after looking at the theoretical aspects, Fred Judd G2BCX discusses the practical considerations of loop antennas.*

When a conducting element carries an accelerating current, the radiated field propagates radially away from the element. In close proximity to the element the electric component of the field can only be perpendicular to it. Otherwise the element itself would short-circuit the electric field, or that component of the electric field parallel to the element. Close to the radiator, the electric component of the field can only be radial to the conductor and not perpendicular to the direction of propagation as required by Maxwell. This is the 'near field' which decreases in strength very rapidly with the distance from the radiator or other conducting (reflecting) surface. The near field more or less vanishes after a distance  $R = 2L^2/\lambda$ , in which  $L$  is the approximate dimension of the radiator,  $\lambda$  = the wavelength and  $R$  the distance, see Fig. 2.1.

However it remains a fact, that regardless of circumstances and the kind of radiator employed for propagating radio waves, the electric and magnetic components of the propagating electromagnetic (e.m.) field can't be separated, or considered separately, one from the other. The ratio of the electric to magnetic field is: volts/metre to amps/metre, and equals 'ohms' ( $\Omega$ ). Substituting numerical values for the permittivity (electric) and permeability (magnetic) of space gives -  $E(\text{volts/metre})/H(\text{amps/metre}) = 377\Omega$ . This figure is known as impedance of 'free space'.

## Receptive Tuned Loops

Small, in comparison with the 'wavelength' of operation, single turn circular loop antennas are particularly useful for direction finding, as well as normal reception. The 'pick-up' pattern is a *figure-of-eight* with two nulls at right angles to the plane of the loop. They can be tuned, with a capacitor, to operate over a narrow frequency band. Also they may be combined with a small vertical, 'sensing' antenna, allowing the pick-up pattern to be changed to only a single null. This single null facilitates easier checking of the signal direction, relative to the receiver (For v.h.f. d.f. loops refer to part 1).

For frequency bands from around 20 to 30MHz, tuned loop antennas may be small enough for

convenient handling and operation. An example is shown in the photograph, Fig. 2.2. This was designed and constructed by myself to cover the frequency range 26 to 30MHz. It was employed for direction finding on the 27MHz CB band and the 28MHz amateur band. Essential dimensions are given in Fig. 2.3. The tuning capacitor is housed in a watertight plastics box at the top of the loop. The cable connection to the loop and gamma line is made within a similar box at the bottom. An attenuator was also included in a similar arrangement to that shown in part 1, Fig. 1.2b.

For frequencies lower than about 7MHz, it is more usual to employ multi-turn tuned loops of much smaller diameter (500mm to 1m). Semi-screened ferrite antennas are also very effective for direction finding at frequencies below about 1.5MHz and down into the l.f. broadcast band.

## Transmit & Receive Loops

Self-resonant loops for v.h.f. operation were dealt with in part 1. For the h.f. bands, and particularly those at the lower end, a self-resonant loop would be very large, since the circumference must be directly proportional to wavelength at the operating frequency. For example at 3.5MHz a self-resonant loop half-wave in circumference would have a diameter of approximately 12.7m.

## The 'Magnetic' Loop

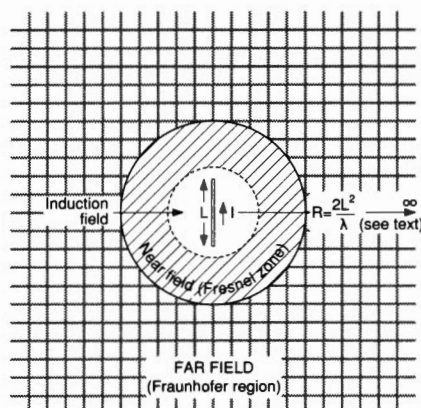
A more manageable alternative for amateur use, is a single turn loop with a circumference some fraction of the working wavelength, tuned to resonance with a capacitor. Antennas of this nature (vertically polarised radiation), are known as 'Magnetic Loops', which may give the impression that radiation is in some way due only to the magnetic field. This is not so - all antennas, radiate only by virtue of the fact that both electric and magnetic fields are created when currents (at r.f.) flow in a conducting element. This was explained in detail earlier and need not be repeated here.

The general arrangement for a 'compact' or 'magnetic' h.f. band loop antenna is illustrated in


**Fig. 2.1: Radiation fields from a conducting element. (Antenna) See text.**

**Fig. 2.2: DF loop antenna covering a frequency range 26 to 30MHz.**

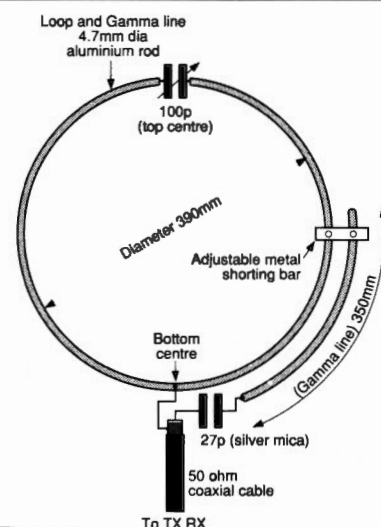
**Fig. 2.3: Dimensional details of the DF loop shown in the photo Fig. 2.2.**



**Fig. 2.1**

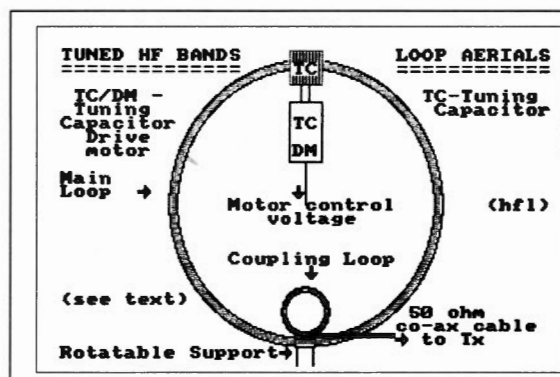


**Fig. 2.2**



**Fig. 2.3**





**Fig. 2.4.** Whilst the circumference for operation on three or four amateur h.f. bands may be physically constant, it does, in reality, vary inversely to the wavelength of the frequency in use. On the other hand the loop must be large enough to maintain an acceptable degree of efficiency, to minimise the 'loss factor' for each frequency band. This is shown more graphically in Fig. 2.5.

### Important Requirements

Tuned loop antennas of this nature have a relatively low radiation resistance  $R_r$ , which will become very low as the loop size becomes reduced (effectively) at the lower frequency of operation. For example the  $R_r$  at 3.5MHz may be only a fraction of an ohm, depending on the diameter of the conductor from which the loop is made. This should be made from copper tube to ensure minimal losses. Even at 28MHz a loop of 3.5m circumference, made with a copper conductor 20mm dia, the  $R_r$  will be only a little over  $2\Omega$ . So, depending on the power used, the current flowing in the loop will be high or even very high. A further factor, due to the low inductance and high 'Q' of these loops, very high r.f. voltages will exist across the tuning capacitor. This must be of the best quality, with wide spacing between its vanes and having excellent insulation characteristics.

One other point worth noting, the diameter of the copper tube used to make this type of loop antenna for transmitting must be large (20 to 30mm dia) to keep conductor self-losses as low as possible. Power at r.f. will always be divided between the loop  $R_r$  and the conductor (ohmic) resistance. If the latter is high, there will be some appreciable loss of radiated power.

### Radiation Patterns

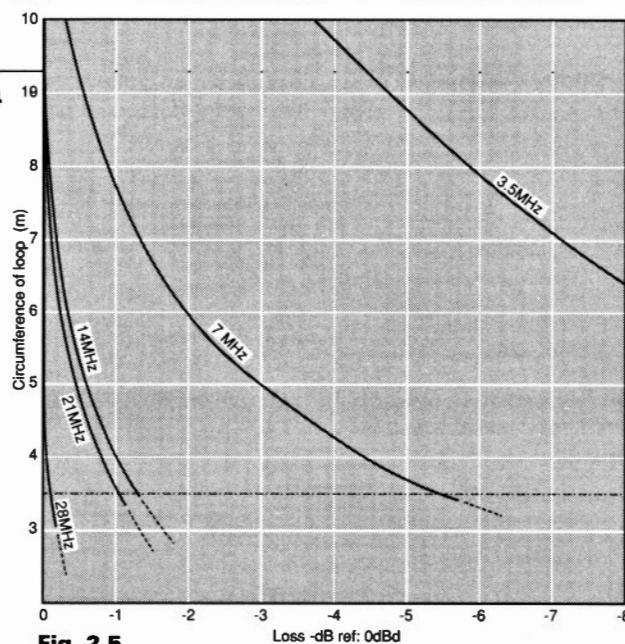
Far field antenna radiation patterns are usually calculated in terms of the ratio of linear dimensions to wavelength. Although the axial magnetic field is taken into account, the mathematics for calculating the far field radiation patterns ('e' and 'm') of small tuned loop antennas are too complex to deal with here.

Further information concerning this aspect can be found in the book *Antennas* by Prof. J. D. Kraus, chapter 6 (Loop Antennas).

The far field radiation patterns, computer produced in Fig. 2.6, illustrate how the magnitude of radiation varies with differing tuned loop circumferences while being operated at a single (7MHz) frequency. Each pattern is relative to the 'free space' radiation from a dipole having a directivity gain, in each lobe, of 0dB. At this frequency an optimum but still convenient loop circumference would be in the region of 5 to 5.5m.

Now have a look at the computer produced

**Fig. 2.4**



**Fig. 2.5**

radiation patterns in Fig. 2.7. This diagram shows the relative directivity for a single loop 5.34m in circumference, but this time operated on a number of amateur h.f. bands. For 14 and 28MHz the directivity gains are almost equal to that from a dipole. At 7MHz the loss factor is only a little over -3dB. This means that a loop antenna this size will operate with quite acceptable efficiency from 7 to 28MHz. Only at 3.5MHz is the loss factor much less acceptable, at -11.35dB. The simple reason is the loop circumference, at this frequency, has become very small in terms of a wavelength. A pint pot that will deliver several full quarts has yet to be invented!

### Bandwidth

The tunable bandwidth of small h.f. loop antennas varies with the circumference of the loop and the frequency of operation. For a loop of given circumference the tunable bandwidth becomes wider as the frequency of the operation increases, and vice versa. At the extremes of bandwidth the v.s.w.r. increases, although usually not enough to cause excessive r.f. power loss. However, on the lower h.f. bands the tuneable bandwidth may not match the width of the full band without producing an unacceptable v.s.w.r. The bandwidths, as well as loss factors, for a tuned loop 5.34m in circumference, over a frequency range 3.5 to 28MHz are given in the Table 2.1.

It should be mentioned that the losses of a small loop, three to six metres in circumference and operated on the 1.8MHz band, are quite high and make the antennas very inefficient. To obtain an acceptable loss factor of say -1 to -2dB, the loop would have to be made of 50mm diameter copper tubing with a circumference of nearly 32m, approximately 10m in diameter. The bandwidth would be about 3kHz.

### Matching Methods

There are a number of ways in which a large, or small, loop antenna can be matched to a  $50\Omega$  coaxial cable transmission line. Two methods were illustrated in part 1. Small circumference tuned h.f. loop antennas can be 'excited' by means of a very small single conductor coupling loop as in Fig. 2.8(a). The use of a shielded or 'Faraday loop' Fig. 2.8(b), which could be constructed from (M)UR63 coaxial cable, is considered the most efficient. The

**Fig. 2.4: Format of a small tuned loop antenna for transmitting/receiving on amateur h.f. bands. Note motor driven tuning capacitor.**

**Fig. 2.5: Loss factor versus tuned h.f. loop circumference for 28, 21, 14, 7 and 3.5MHz.**

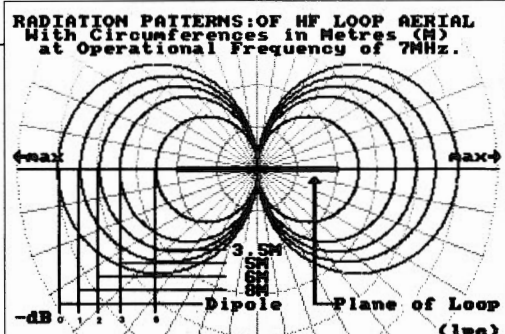


Fig. 2.6: Radiation patterns and relative magnitudes for different tuned loop circumferences and a single operating frequency (7MHz).

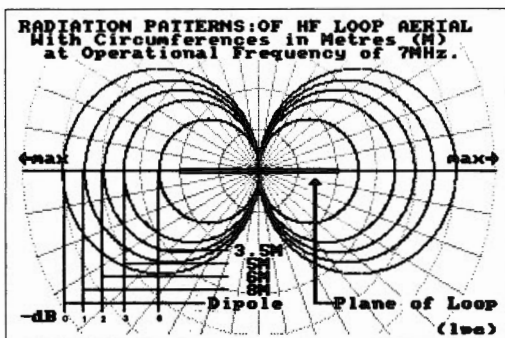


Fig. 2.7: Radiation patterns and relative magnitudes from a tuned loop antenna for amateur h.f. bands 28, 14, 7, and 3.5MHz. Loop circumference 5.34 metres.

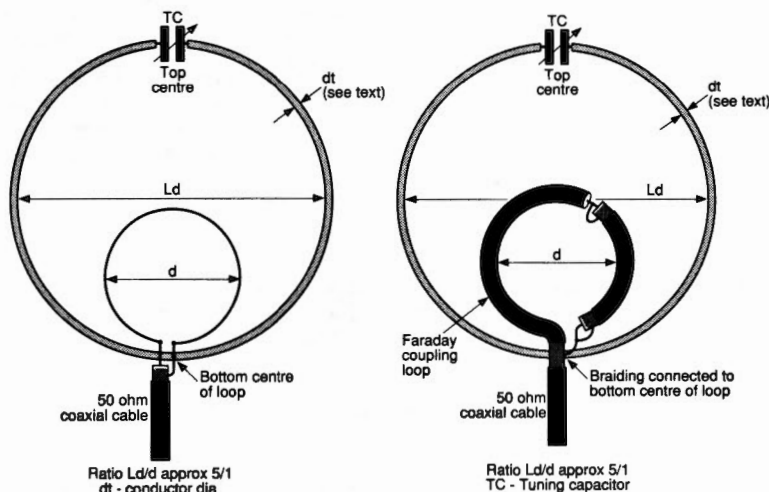


Fig. 2.8: Two methods (a and b) of coupling a small tuned h.f. bands loop antenna 5.34m circumference at frequencies between 3.5 and 28MHz in steps of 3.5MHz. See text for more details.

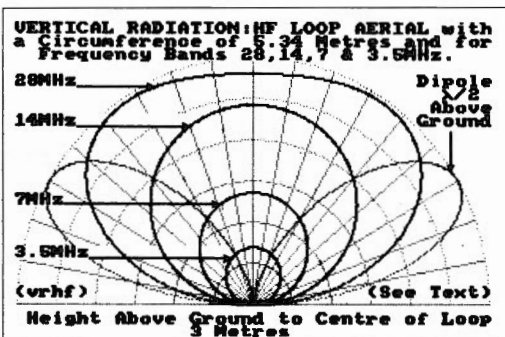


Fig. 2.9: Vertical radiation and relative magnitudes at frequencies indicated for an h.f. bands tuned loop antenna 5.34m circumference with centre of loop 3m above ground. (See text for details of the  $\lambda/2$  dipole information).

diameter of either coupling loop should be about 15-20% of the main loop diameter.

Freq. MHz	Loss Factor Factor dB	Bandwidth in kHz
3.5	-10.11	2.22
7.0	-2.6	6.31
10.5	-0.79	21.03
14.0	-0.3	59.48
17.5	-0.14	139.90
21.0	-0.08	285.70
24.5	-0.04	525.49
28.0	-0.03	893.08

Table 2.1: Loss factors and bandwidths for a tuned h.f. loop antenna of 5.34 metres circumference made from 30mm diameter tubing, at frequencies between 3.5 and 28MHz in steps of 3.5MHz

### Vertical Angle Radiation

Small h.f. tuned loop antennas have the advantages in that they may be operated near to ground and take up little space. They should however be rotatable because of the bi-directional maximum radiation pattern. The nature of this pattern may be used to advantage. The nulls are quite sharp, while the maxima are wide in angle. By rotation of the loop an interfering signal may be 'dropped' into one of the nulls without reducing the wanted signal too much.

Unlike a horizontal dipole, vertical angle radiation is not greatly modified by proximity to ground. The patterns shown in Fig. 2.9 are typical for the conditions: height to loop-centre 3m. The lower magnitudes at 7, and especially 3.5MHz, are NOT due to the height of the loop above ground, but to the circumference of the loop relative to the wavelength of operation (compare these to the horizontal radiation patterns in Fig. 1.7). NOTE: The vertical radiation for a half-wave dipole,  $\lambda/2$  above ground, has been included to show vertical radiation patterns for 'normal' antennas above ground. But the magnitude of the pattern is NOT related to those of loop antennas.

### Summing Up

Apart from reception generally and direction finding, loop antennas offer many possibilities for all frequencies below high v.h.f. Small 'tuned' loops, also known as 'magnetic' loops, for transmissions in the h.f. bands, occupy very little space. They do not have to be mounted above roof level, and can operate with a reasonable degree of efficiency under most circumstances. Various models are in fact available commercially. Loop antennas are particularly good for transmitting at v.h.f. due to their very small size, and comparative insensitivity to local objects.

Chapter 6 (Loop Antennas) in the book *Antennas* by Prof. J. D. Kraus has been the main source of reference for this article. I would also like to thank Les Brown Ph.D G0FFD for advice in connection with the production of some of the computer graphics and, for notes concerned with e.m. radiation.

PW



**THE COMPANY THAT BRINGS YOU THE LATEST TECHNOLOGY - FIRST !**

**SALES HOTLINE 021 552 0073 and HELPLINE 021 552 0051 (Office Hours)**

### ANOTHER RAYCOM PACKAGE

The **TOKYO HX-240 HF Transverter** when coupled to an all-mode 2m rig will give you 50W on 80 to 10m. **RAYCOM** have put together this unique unit with the new **YAESU FT290RII**.

**IT WORKS GREAT !**



**FT-290R II.....£429.00**  
**TOKYO HX-240 .....£249.00**  
**1/2 Size G5RV ..... £ 14.95**  
**12 Amp PSU ..... £ 59.95**  
**Nicads & Wall Charger£ 31.30**  
**Total regular price .... £784.20**

**RAYCOM PACKAGE .. £699.00**

**YOU SAVE £85.20 !**

Includes **ALL D.C. and Co-ax leads**  
**EXCELLENT HF AND VHF STARTER PACK**  
**COME IN AND TRY IT FOR YOURSELF - YOU**  
**WILL NOT BE DISAPPOINTED**  
**FULL RANGE OF YAESU AND ICOM ALSO STOCKED**

## HP100E/AR1000

**Exclusive to RAYCOM**  
**Short wave converter Module**

Made in the UK by AKD

**Coverage 200kHz to 30MHz**

**HP100E with converter £299.00**

**HP100E no converter £249.00**

**Converter only ..... £ 59.00**

#### NOTE

HP100/AR1000 not purchased from RAYCOM requires modification to work with the converter Cost £15.00

## THE UK SCANNER EXPERTS

**WE HAVE SECURED LIMITED QUANTITIES OF THE NEW ICOM SCANNERS DIRECT FROM JAPAN - HURRY TO RESERVE YOUR ONE NOW !**

### The FANTASTIC ICOM IC-R1 and IC-R100

**IC-R1** 500kHz to 1300MHz..... £399.00  
**IC-R100** 500kHz to 1800MHz..... £499.00

#### OTHER HIGH QUALITY SCANNERS FROM RAYCOM

**BEARCAT UBC 50/55XL 66-88/136-174/406-512MHz** ..... £99.95  
 10 memories, channel review, including **FREE** charger worth £4.95  
**BEARCAT BC 70XLT 66-88/136-174/406-512MHz** ..... £149.99  
 20 memories, full frequency display, with **FREE** car charger kit worth £4.50  
**BEARCAT UBC 100XLT 66-88/118-174/406-512MHz** ..... £199.99  
 100 memories, airband, search, including **FREE** car charger kit worth £4.50  
**BEARCAT UBC 200XLT 66-88/118-174/406-512/806-956MHz** ..... £229.99  
 200 memories, top of the range, including **FREE** car charger kit worth £4.50  
**BEARCAT UBC760XLT 66-88/108-174/350-512/806-956MHz MOBILE** .... £229.99  
 100 memories, 5 search bands, including **FREE** mains adapter worth £4.95  
**NEW JUPITER MVT 6000 mobile** ..... ONLY £329.00  
 25 to 550 MHz and 800 to 1300MHz, 100 Memories  
**JUPITER MVT 5000 Hand-held** ..... ONLY £249.00  
 25 to 550MHz and 800 to 1300MHz, 100 Memories  
**AOR 3000 base** ..... Limited Supplies available £699.00  
 0.1 to 2036 MHz, 400 mems, LSB/USB/CW/WFM/NFM/AM.

**MANY OTHER TYPES AND MODELS STOCKED - NEW AND USED.**

**SEND AN SAE FOR OUR LATEST USED LIST**

**URGENTLY WANTED - USED SCANNERS AND HAM GEAR, WORKING OR NOT.**

## ICOM IC-R7000



Listen to weather, fire, coastguard, TV, airband and many, many more. Wide frequency coverage provides you with all the channels you need to become a VHF and UHF listener. Frequency coverage is guaranteed from 25 to 1300MHz, but may extend on individual units to 2GHz! Features include:

- USB, LSB, FM, FM-N, AM
- 99 memory channels, keypad entry
- optional infra-red remote control
- variable speed scan and delay
- optional voice synthesizer
- six tuning steps
- sensitivity < 0.3µV for 10dB SINAD

**Save £108! Raycom price £925**

including **FREE** Royal 1300/AH7000 25 - 1300MHz discone complete with co-ax and plugs.

## CHARGE IT!

Why not take advantage of the **RAYCOM Credit Card** and spread the payment for that scanner you've always wanted. Example: Yaesu FRG9600 MKV package £70 deposit and £28 per month (APR 36%). Call for a quote and written details! Licensed credit broker.

## YAESU FRG9600



**9600 standard 60-905MHz** .... £469.00  
**9600 MkII 60-950MHz** ..... £499.00  
**9600 MkII pack 60-950MHz** .. £545.00  
**9600 MkV 0.2-950MHz** ..... £625.00  
**9600 MkV pack 0.2-950MHz** .. £699.00  
**Standard to MkII** .. Upgrade £ 40.00  
**Standard to MkV** .. Upgrade £149.00  
**MkII to MkV** ..... Upgrade £129.00  
**Packs include PSU and ROYAL 1300!**

RAYCOM COMMUNICATIONS SYSTEMS LIMITED, INTERNATIONAL HOUSE, 963 WOLVERHAMPTON RD, OLDBURY, WEST MIDLANDS B69 4RJ. TEL 021-544-6767, Fax 021-544-7124, Telex 336483 IDENTI G.

**RAYCOM**  
 COMMUNICATIONS SYSTEMS LIMITED

Telephone

021 - 544 6767



#### RAYCOM gives you more BUYING POWER

ALL MAJOR CREDIT CARDS ACCEPTED. BC, ACCESS, DINERS. INSTANT CREDIT UP TO £1000 (SUBJECT TO STATUS) WITH RAYCOM CREDIT CARD (APR 36%). INTEREST FREE CREDIT ON CERTAIN ITEMS AT MRP. CALL FOR MORE DETAILS.

#### ORDERING INFORMATION

WE STOCK ICOM, YAESU, BEARCAT, MFJ, BUTTERNUT, CUSHCRAFT, AEA, NAVICO, STANDARD, TEN-TEC AND WELZ AMONG MANY OTHERS. SEND SAE FOR FULL LIST.

TEL: 021-552-0073

PHONE BEFORE 4PM FOR NEXT DAY DELIVERY BY COURIER (£15.00) - OR 2PM FOR DELIVERY BY POST (£10.00). PLEASE ALLOW TIME FOR CHEQUES TO CLEAR. MANY OTHER ITEMS IN STOCK. PLEASE CALL FOR MORE INFO AND FOR EXTRA SPECIAL DEALS!

INFOLINE 0836-771500 5-9pm (week days)

OPENING HOURS 9-5.30 MON TO SAT, 73 DE RAY GAZZ, PETER GAWEID COLIN and JOHN on the phone.

# 'RAD COMM' for the Radio Amateur


'Radio Communication' is internationally recognised as one of the world's leading journals for the radio amateur and short-wave listener. Published monthly by the Radio Society of Great Britain, it is circulated exclusively to members of the Society and carries wide ranging and authoritative articles, technical reviews and data essential to those seeking to keep themselves briefed on the most up to date developments in the hobby. Regular columns cater for HF, VHF/UHF, microwave, satellite, data transmission and ATV enthusiasts. Regular constructional articles are supported by a PCB service.



## JOIN THE RSGB TODAY

Membership services include a QSL Bureau, advice on planning permission for aerials plus technical and EMC problems, specialised contests and much, much more!

**FOR YOUR FREE 'RAD COMM'**  
and a membership pack, post the coupon today, or  
**CALL 0707 59015**



PLEASE SEND YOUR PACK

NAME .....

CALL SIGN .....

ADDRESS .....

PW

To **RADIO SOCIETY OF GREAT BRITAIN**  
Lambda House, Cranborne Road,  
Potters Bar, Herts, EN6 3JE.



PK-232 and PK-88  
Real Time Clock Modules  
now available

## PACKET RADIO FROM THE SPECIALISTS!

Siskin Electronics have a policy of supplying the best range of packet radio equipment available for the radio enthusiast. We have examined the products of many manufacturers and are pleased to be able to offer what must be the widest range of equipment available from just one UK supplier. All prices include VAT and were valid when going to press.

AEA  
PK-232/PK-88 Real Time Clock.....£ 29.95  
AMT 3 AMTOR/RTTY .....£179.95  
PK-232+MAILBOX .....£299.95  
PK-88 VHF/HF TNC + new MBX...£129.00

PACCOMM  
Real Time Clock fits BSX etc. too!£ 29.95  
STATE MACHINE DCD (3105).....£ 19.95  
HANDIPACKET (LeTNC).....£199.00  
PSK-1MICROSAT MODEM.....£ 189.00  
PC-320 dual port PC card .....£189.00  
TINY-2 with PMS version 3.0.....£129.00  
TNC-320 dual port HF/VHF.....£179.00  
9600 baud modem.....£ 95.00

KANTRONICS  
"Smart Watch" Real Time Clock...£ 29.95  
DATA ENGINE (56,000 baud).....£327.95  
KPC2 HF/VHF with Wefax.....£165.00  
KPC4 VHF/VHF dual port.....£242.00  
KAM all mode with Wefax.....£285.00  
Data Engine 9600 modem board...£ 95.00

LATEST UPDATE RELEASE DATES  
PacComm V1.1.6D1 (PMS V3.0)  
Kantronics Version 3.02

BOLT ON GOODIES  
RLC 100 4 port PC card.....£289.00  
ATARI Portfolio pocket PC.....£199.99  
ATARI 520STFM + "HamPack".....£289.95  
ATARI PC3 (60M H.Disk), mono...£688.85  
ATARI PC3 (60M H.Disk), EGA...£799.95  
32K (62256) static ram.....£ 12.50  
Custom made audio leads from.....£ 11.95  
Custom made RS232 leads from.....£ 9.95  
In house custom RS232-TNC lead service!

TRANSCIVERS/RECEIVERS  
Alinco DJ120E handheld/bat/Chgr£179.00  
HF-225 Gen. Coverage Receiver...£425.00  
Navico AMR 1000 Transceiver...£199.00  
Navico AMR 1000S Transceiver...£249.00

SOFTWARE  
We supply driver software for most computers FREE of charge with all TNC purchases.

NEW PRODUCTS.....  
Coming soon, the SISKIN "SATRATT"  
"made in the UK" stand-alone satellite  
tracking system with built-in RS-232 and  
CAT interfaces. Phone for detail!

If it's in stock (and it usually is!) we will despatch it same day.

NOTE: Prices do not include carriage

Siskin Electronics Ltd

2 South Street,  
Hythe, Southampton,  
SO4 6EB.

Tel: 0703-207587, 207155

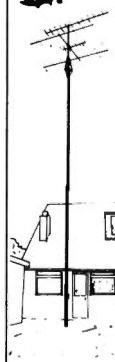
FAX: 0703-847754



## A MERRY XMAS FROM TENNAMAST



GM60AL - GM4VHZ - GMONHH



Our wind up, tiltover Tennamasts are ideal for HF and VHF beams. Designed and professionally built by amateurs for amateurs, they are safe and easy to use, slim, elegant and economically priced from £215. Immediate delivery.

**BEAM KITS** Homebrew your own GM4UTP 5 Band Quad or VK2ABQ Beam with our low cost kits.

We can supply Head Units separately to suit, 2-3".

Call 05055 3824 (24 hours) for

Brochure and Info plus  
friendly technical advice

**TENNAMAST SCOTLAND**  
81 Mains Road, Beith, Ayrshire KA15 2HT



## "Characteristics" for Amateur Radio

44 Hildethorpe Road, Bridlington, East Yorkshire YO15 3BG  
Tel: (0262) 673635 Fax: (0262) 670568

THE IDEAL CHRISTMAS GIFT



Door Plaques "The Shack"  
£3.25

Personalized Mugs £3.75  
(UK PRICES ONLY)

Allow 3 weeks for delivery of mugs.  
Prices include P&P. Cash with order.



# High Voltage Regulated PSU

## Construction

This project grew from three basic requirements. The first came from a need to regulate the unusual voltage required for a valved radio under repair. The second arose from a need to supply power to the *PW* Empire four valve QRP transceiver published in the 1000th issue of *PW* and finally, just to experiment with the idea of a high voltage transistor regulated p.s.u.

### Beginnings

The original was used to power a valved receiver which had 'blown' both the original transformer and the (gas-filled) stabiliser valve. For those of you who have not met one of these, they are in effect a neon (and/or other rare-gas) filled valve, which acts in the same way as a Zener diode. The Zener diode shown (D5) in the circuit diagram could have admirably fulfilled this function, as the current requirement was small, about 5mA, in total.

### Second Task

The second requirement however, was somewhat more than the Zener diode would have been able to cope with. The *PW* 'Empire' required a maximum current of about 20-25mA under full loading. This would have required a Zener diode of at least 2W dissipation. So I felt some form of active regulator was a better option. A simple voltage buffer (emitter follower) circuit was tried, and rejected the first time I inadvertently shorted the output leads together. Both the transistor and the Zener diode mutually self-destructed and I felt rather foolish.

Clearly some form of current limit was required for the circuit, but a design in which the full rectified voltage could be applied across the regulating transistor without damaging it.

### Reference Level

The first two requirements, modified by the third, resulted in the circuit shown in the diagram Fig. 1. The Zener diode (D5), has been demoted to merely acting as a reference for the emitter of the difference amplifier TR1. By this means the emitter of TR1 is held at approximately 100V and a portion of the regulated output is fed to the base of this transistor, via limiting resistor R3. Transistor TR2

acts as an emitter follower to the corrected output voltage at the collector of TR1. Both of these transistors have to be able to withstand the whole of the rectified voltage, present across the reservoir capacitor C1. They are both high voltage types. Don't try to use any other types unless the devices you wish to substitute have a  $V_{CE}$  of greater than 300V.

### Current Limit

The current limiter transistor TR3 has no similar voltage limitations placed upon it and almost any small signal type could be used in its place. The maximum voltage across this is around 1.5V (just prior to limiting), and the maximum current carried would be about 3.5mA under total short circuit conditions.

As the total supply current flows through R4, the voltage across it will start to rise as the load current increases. At the point at which this voltage rises above 0.6V, TR3 comes into conduction, by-passing the base current of TR2 to the output connection. This continues to a point at which the base current of TR2 becomes fixed, allowing only a limited output current to flow.

Table 1 has list of values for R4 at various limiting current levels. I don't recommend that you have limiting currents in excess of 100mA, as 25-30W may be dissipated by TR2 under short circuit conditions at those levels.

### Construction

It's advisable to build this project on the designed board available from the *PW* PCB service. The prototype however, was built on perforated matrix board which is just adequate for the purpose. A mistake at these voltages could be expensive (and possibly fatal). The on-board transistor, TR2 is mounted with the metal plate uppermost for heat-sinking purposes. You should take great care that the leads of the transistor don't touch the heatsink. You should also take great care, when the unit is in operation, to avoid touching the heatsink yourself, as it is at 300-350V potential.

Note: If the current limit is set at less than 50mA then only half of the heatsink area is required, but above this level all of the heatsink is needed.

*Are you worried about using transistors for a high voltage regulated power supply? Niel Starkie dispels the doubts and shows that it's really quite easy.*

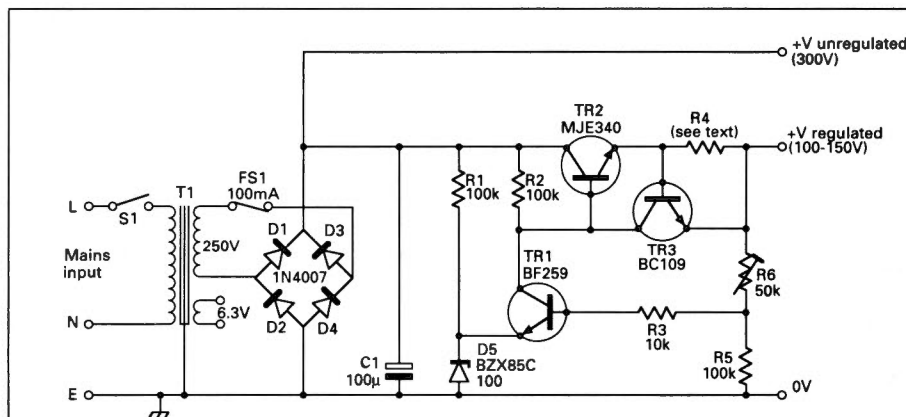


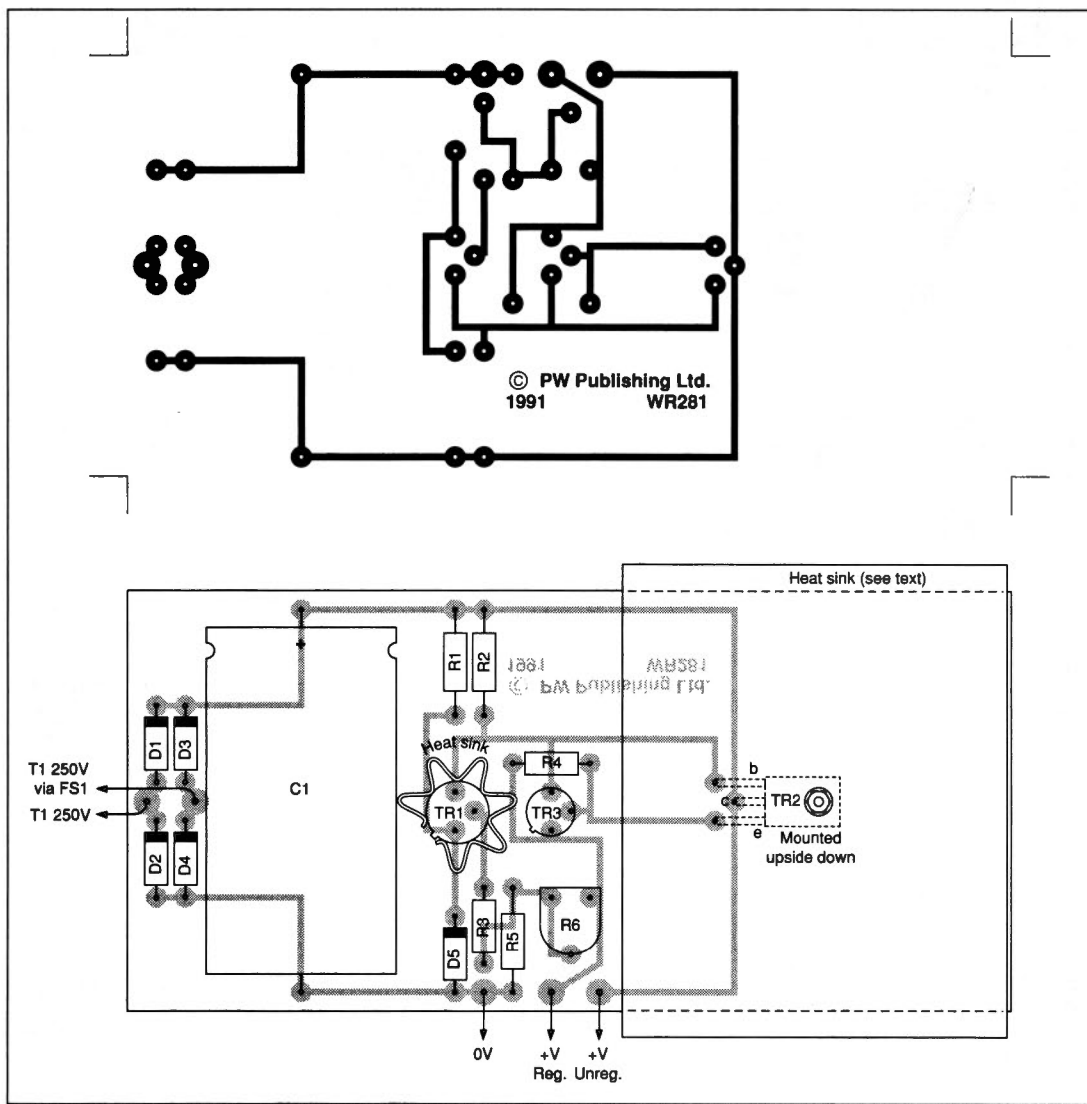
Fig. 1: The circuit diagram of the regulator, note the simplicity, the p.s.u. has only one capacitor.

Table 1

Current Limit	R4 value	load resistor	Min.power rating
5mA	120Ω	27kΩ	1W
10mA	68Ω	15kΩ	1.5W
15mA	47Ω	9.1kΩ	2W
20mA	33Ω	6.8kΩ	2.5W
25mA	27Ω	5.6kΩ	4W
50mA	12Ω	2.7kΩ	7W
75mA	8.2Ω	1.8kΩ	10W
100mA	6.8Ω	1.2kΩ	15W

**Fig. 2: The track pattern and overlay diagram of the regulator p.c.b.**

**WARNING:**  
POTENTIALLY  
LETHAL  
VOLTAGES  
EXIST WITHIN  
THIS UNIT.



**How Much? £28+**  
**How Difficult? Intermediate**

## Shopping List

**Resistor 5% 1W**  
100k $\Omega$  3 R1,2,5

**Resistor, 5% 0.5W**  
10k $\Omega$  1 R3

**Variable potentiometer  
(horizontal mount)**  
47/50k $\Omega$  1 R6

**Capacitor electrolytic**  
(400V working axial leads)  
100 $\mu$ F 1 C1  
(Electromail order No. 105-284)

### Semiconductors

**Diodes**  
1N4007 4 D1-4  
BZX85C100 1 D5  
(100V 1.3W Zener diode)

### Transistors

BC109 1 TR3  
BF259 1 TR1  
MJE340 1 TR2

### Miscellaneous

Valve transformer (250/6.3V) Maplin type XP27E, p.c.b. (see PW services page), 100mA fuse and holder, heat-sinks: Maplin type FL78K for TR1, type FL14U for TR2 (see text). An assortment of screws, washers and nuts to suit, a suitable earthed and/or insulated box to contain the unit, interconnecting wire of suitable high voltage grade. Capacitor C1 is available (in packs of five only) from RS Components or Electromail. You may be able to obtain one from your local electronics supplier by asking them to 'split' a pack, in return for a small surcharge on the price of a single item.

Maplin Electronics., P.O. Box 3, Rayleigh, Essex SS6 8LR.  
Electromail, P.O. Box 33, Corby, Northants NN17 9EL.

Mount capacitor C1 last after double checking the placing and orientation of all other components. Double-check that capacitor C1 is also correctly placed and orientated. You should bear in mind that it could explode with some violence if wrongly connected.

### Testing

If all is well set the preset resistor R6 to about mid-travel position and switch on. A voltage of about 350V should be present at the unregulated output and about 125V at the regulated output. If not, switch off and investigate. The regulated output should be variable between 100-150V approximately.

Finally you should set the output to 125V. Using a suitable resistor, in both power handling and resistance value, load up the regulated output to just under the limiting value (Table 1 has values and power handling requirements of this resistor). The output should drop by only one volt or less. The p.s.u. is now ready for use in a suitable surrounding box or case.

PW



# DEWSBURY

G4CLX

# ELECTRONICS

**NEW**

**NEW**

## PRESENTS THE SUPA RANGE OF PRODUCTS

### SUPA-TUTA



TO TEACH YOU MORSE — QUICKLY

**£69-95** + £2.50 P&P

**STOP PRESS . . .**  
Now available — SUPA-TUTA PLUS  
(includes keyer) £82.50 + £2.50 P&P


### SUPA-KEYA



THE MOST USER FRIENDLY  
KEYER AROUND

**£97-50** + £2.50 P&P

### SUPA-TUNA



MAKES SELECTING  
FREQUENCIES EASIER

**£65-95** + £2.50 P&P

### LATEST RELEASE — THE SUPA-CODA

special decoder for morse, RTTY, etc. It also  
speaks (so you could call it a SUPA-CHATA).

**PRICE TO BE ANNOUNCED**

**SEND S.A.E. FOR DETAILS  
OR ORDER NOW  
BY PHONE.**

**ALL PRICES  
INCLUDE VAT.**

FULL RANGE OF KENWOOD PRODUCTS STOCKED


We are also stockists of DAIWA — POCOM — JRC — TAR — WAVECOM — VIBROPLEX

Dewsbury Electronics, 176 Lower High Street, Stourbridge, West Midlands DY8 1TG

Telephone: Stourbridge (0384) 390063/371228

Fax: (0384) 371228

Instant finance available subject to status. Written details on request.



# C. M. HOWES COMMUNICATIONS

Mail order to: EYDON, DAVENTRY  
NORTHANTS NN11 6PT  
Tel: 0327 60178



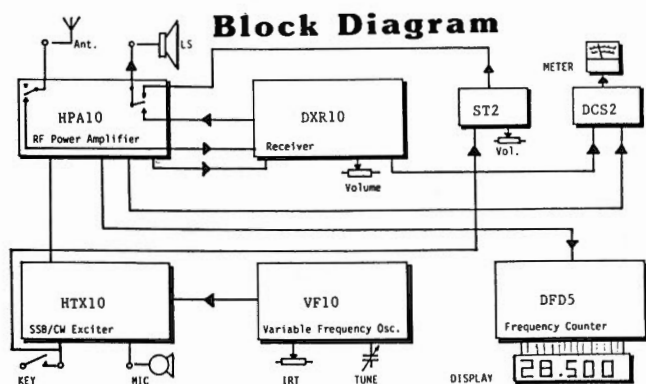
## BUILD A TRANSCEIVER!

**HOWES KITS** offer a very sensible approach to building quite complex equipment. Many would suspect that building a complete SSB/CW transceiver would be too difficult for someone studying for a Novice Licence, but we have designed our kits to make this possible. Because our kits offer a modular constructional system, a raw beginner can start by building a simple receiver kit or Morse practice oscillator/side-tone, and then add the other modules one by one, working up to the most complex item (the SSB exciter) after they have gained constructional experience on the simpler kits.

Full technical backup, and the availability of ready built modules, also help the Novice overcome any constructional problems they may have.

### METALWORK

To help with the mechanical side of construction, we are introducing a range of transceiver cases with ready punched front panels to make life easier for the constructor. These will provide a really smart look to your project.



**HOWES 10 & 15M TRANSCEIVER**

### New P.A. Kit

The **HPA10** RF Power Amplifier kit is now available. This is designed to work with our HTX10 SSB/CW exciter to give 3 or 10W PEP output. It has all the interfacing needed (ALC, RF metering, TX/RX change-over, RX mute, PTT delay etc) for easy connection to the other modules in the "ten" series to complete a transceiver project. Full RF filtering and low distortion ensure a "clean" signal.

### HPA10 Kit: £29.90

#### RECEIVERS & TRANSMITTERS

DXR10 10, 12 & 15M SSB/CW Receiver	£24.90	£36.90
HTX10 10 & 15M SSB/CW Exciter	£49.90	£74.90
VF10 Matching VFO for HTX10	£16.50	£28.80
AT160 80 & 160M AM/DSB/CW TX	£34.90	£53.90
DcRx Single band 80, 40 or 20M RX	£15.60	£21.50
Vf160 80 & 160M TX/RX VFO (gives dual band with DcRx80)	£19.90	£34.20
CTX80 80M QRP CW TX	£13.80	£19.90
CTX40 40M QRP CW TX	£13.80	£19.90
CVF80 VFO for 80M TX/RX	£10.40	£16.90
CVF40 VFO for 40M TX/RX	£10.40	£16.90

### Assembled PCB Module: £44.90

Kit	Assembled PCB
<b>£24.90</b>	<b>£36.90</b>
<b>£49.90</b>	<b>£74.90</b>
<b>£16.50</b>	<b>£28.80</b>
<b>£34.90</b>	<b>£53.90</b>
<b>£15.60</b>	<b>£21.50</b>
<b>£19.90</b>	<b>£34.20</b>
<b>£13.80</b>	<b>£19.90</b>
<b>£13.80</b>	<b>£19.90</b>
<b>£10.40</b>	<b>£16.90</b>
<b>£10.40</b>	<b>£16.90</b>

### ACCESSORIES

DCS2 "S meter" for our receivers	£8.90	£12.90
DFD5 Digital Frequency Display	£39.90	£59.90
MA4 Filtered Mic Amp for AT160	£5.90	£10.50
CTU30 All HF bands and 6M ATU	£29.90	£35.90
SWB30 SWR/Power indicator/load	£12.50	£17.30
ST2 Side-tone/practice oscillator	£8.80	£13.50
CSL4 Dual CW/SSB sharp filter	£9.90	£15.90

Please add £1.20 p&p to your total order value

The above items are only part of our range. We have other transmitters, receivers and accessories — too many to list them all here. Please send a good size SAE for a copy of our free catalogue and a data sheet on any product you are especially interested in.

All **HOWES KITS** contain a good quality printed circuit board, full clear instructions and all board mounted components. Technical advice and sales are available by phone during office hours. Delivery is normally within 7 days. Customers for our professional design and consultancy services may like to note that we are extending our technical capability up to 2GHz.

73 from Dave G4KQH, Technical Manager


YAESU • REVCO • G. WHIP • DRAE • STAR MASTERKEY • WELZ • DATONG • I.C.S. • NAVICO • ICOM

## AMATEUR RADIO COMMUNICATIONS LTD.

AUTHORISED ICOM, YAESU AND STANDARD DEALER

### IC-735

- ★ 100W/12V
- ★ All Mode
- ★ Ideal Mobile
- ★ Full general coverage



Phone For Price

### HX-240



The "Ultimate Transverter"

- ★ 80m/40m/20m/15m/10m
- ★ Output 30-40W
- ★ Input 2.5/10W

£249

Now X Stock

### IC-R1

- ★ 1-1300MHz
- ★ Built in Battery
- ★ Various Scans

"UNBEATABLE"

Phone For Price

### DR-590

- ★ Dual Watch
- ★ Detachable Head
- ★ 3 Transmit powers



£499

### DR-560

- ★ Dual Watch
- ★ DTME
- ★ 21 Scans

£399

PHONE FOR LATEST  
SECOND-HAND AND  
COMMISSION PRICES

Mail Order Welcome

Same day despatch if  
items ex stock.

NOW IN STOCK  
The C-5608D  
Dual Bander



- ★ 40 Memory Channels
- ★ Airband Receive
- ★ 50W/40W/ 2m/70cms
- ★ L.C.D. Keypad Microphone

£ PHONE!!



38 Bridge Street, Earlestown, Newton-le-Willows,  
Merseyside WA12 9BA. Only 1 mile from Junction 23 — M6  
Telephone: N-le-W (09252) 29881  
Fax No: 09252 29882  
OPEN TUES-SAT 10 a.m. - 5 p.m.



INSTANT FINANCE AVAILABLE SUBJECT TO STATUS


Prices correct at time of going to Press.

E & OE.

MICROWAVE MODULES • TONNA • JAYBEAM • SANDPIPER • BNOS • AKO • CAPCO • REVEX • STANDARD



# WHAT A GOOD IDEA



## Use an '80' in your antenna for any h.f. band

The next club portable operation was imminent, and I was searching for some bits of plastics material to cut up and use as insulators for the ends and centre of the antenna. Not a lot to be found. Then I hit on the idea of using the letters from an old number plate that I had. I'm sure that many of you will have old number plates lying around from the trailer, or the car you know the one that, 'I'll work on soon dear..!'

### Dipole Bits

I looked first at the '0' and 'O', I then found a number '8', these were just the thing. I then found and tried the letter 'S' as a quick disconnect fitting. After some load tests, I found that the number '8' was the strongest and the '0' and the 'O' were the best shape for end-insulators.

To increase the strength of the insulators, find two of the same shape and size, cut the locating lugs off the rear and file the rear faces flat. Apply a coat of contact adhesive to both and, when dry to touch, stick them together. Two '8's used this way, will support over 60kgs, more than adequate to support a 3.5MHz or top band dipole. In addition the '8' may be used for the centre insulator for a dipole. The coaxial cable or feeder can be tie-wrapped to the centre web, see Fig. 1. for more details (and to page 33 of *PW* December '90, 'Booting The Weather Out' *Ed*). Small depressions made in the loop ends should stop the antenna wire and the supporting ropes slipping in use. These can be made with a file or the side of a hot soldering iron (although a bit messy when using an iron). More details of this can be seen in Fig. 2. where the antenna wire is tied to the insulator

### Number One Feeders

For open feeders the characters '1' or 'I', with 10mm cuts in the ends for the feeder wires, fixed in place with a hot-melt glue gun, make good 60mm

### Innovation Into Investment

We've always been proud of our authors and their work. Now you can join in - and win £25 - by sending circuits and projects to 'What A Good Idea'. It's the ideal solution to the advice often offered by friends who suggest that 'You should publish that!'

Circuits - accompanied by the minimum of text - must be **neatly and clearly** drawn in ink. Wherever possible the idea must be original, although your suggestion might be a significant improvement based on another idea. In which case you should always quote the original source. All entries will be acknowledged. Send your entry, with your name and address, to:

**'What A Good Idea', Practical Wireless, Enefco House, The Quay, Poole, Dorset BH15 1PP.**

**PLEASE NOTE:** that we at *PW* may not have built and tested the circuit, but present it on an 'as-is' basis. We do take the greatest care in preparation of the article, but cannot be held responsible for the suitability of the original suggestion, or for any damage that may occur to property or equipment in implementing this idea.

spacers. Used with 20s.w.g. copper wire, they give a good 600Ω impedance feeder.

The cost of the bits can be kept to the minimum if you go to your local scrap yard, but try not to look too keen (prices rise with 'keen-ness'). Most yards have a pile of old plates, usually made of aluminium, to be weighed in separately from the rest of the scrap. If you remove the figures, you will probably get a large bagful for less than a pound. You're doing him a favour as the plastic numbers must be removed before weighing-in anyway!

PS. The numbers will come off very easily with a small screwdriver. The steel fixing clips will be most likely be badly corroded with contact with the aluminium plate and our salt roads in winter!

**Michael Stott G0NEE,**  
**Ovington,**  
**Northumberland.**

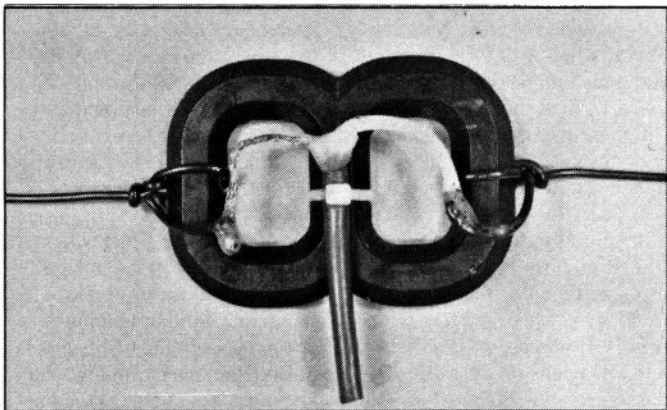


Fig. 1

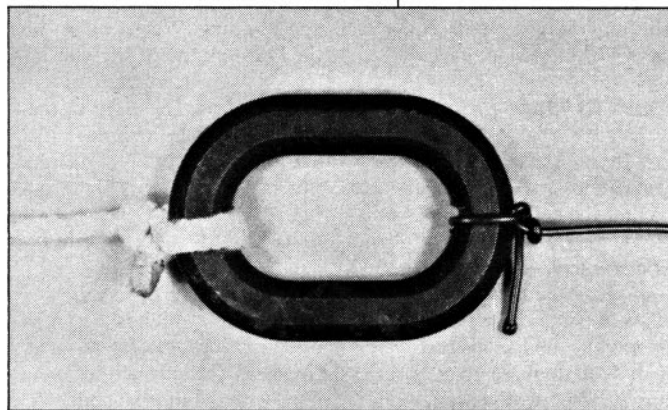


Fig. 2

# PACKET PANORAMA

*Roger Cook G3LDI takes another look at the  
Lan-link program with the help of  
Peter Hunter G0GSZ.*

A few months ago I briefly reviewed Lan-link, a comms/terminal program received from Joe Kasser G3ZCZ. I subsequently passed a copy to Peter G0GSZ, a local amateur, pictured in the photograph. Peter was more than delighted with the program, which runs on most IBM compatible computers, and was kind enough to send me his comments. Perhaps these will help others that might be having problems.

## Sophisticated Package

"Some time ago one or two people answered my plea for a packet terminal program that was easy to use, full of features and flexible. What I received, in the form of a program called 'Lan-link' written and supported by Joe Kasser G3ZCZ, was much better than I had hoped for. I actually received versions 1.55 and 1.56, which I used and enjoyed. I was so pleased that I decided to register my copy with G3ZCZ. In return I received the very latest (v1.58) version.

"To call Lan-link a packet terminal program is like calling WordPerfect™ or WordStar™ merely text-editors. Lan-link is a very sophisticated personal digital communications package, which makes full use of your TNC and computer. If you have an all-mode TNC then you will never need new software. Lan-link caters for c.w., RTTY, ASCII and AMTOR as well as packet. It also comes complete with configuration files for just about any TNC you might have.

## Ease Of Use

"If you have a PK232 then you can load up Lan-link and change the callsign to your own. If you have any other TNC then you will have to reconfigure the Lan-link system (sys) file. This is a very simple and painless operation, and full instructions on how to do it are given. Lan-link is fully menu-driven, with windows opening up for just

about everything and anything. If you have a colour monitor by the way, all of the windows, the text, borders, background colours are user-configurable. You can use it with the very minimal amount of key strokes. Which means the less you have to type, the smaller are the chances of forgetting what to do.

## Auto-Logging

"Lan-link has built-in logbook files, (separate files for h.f. and v.h.f.), that are dBase™ compatible. Entries are made to the logbook AUTOMATICALLY when a connection is made, either by you or by someone else. If you are out of the shack when someone connects, an entry will have been made in the appropriate logbook (h.f./v.h.f.). There is also a 'capture to disk' facility. When a connect happens the facility opens a file (which it will name as today's date, if this does not already exist i.e. '901029.RUN' if today is the 29th of October 1990. Everything that takes place during the connect period will be put into this file. Not only do you have the logbook entry, but also a record of what has gone on, and you may not have even pressed a key yourself.

## Clear Windows

"All of the menu's are self-explanatory, the windows clear and easy to understand. The whole program is in fact very easy to use and learn, it really is self-teaching. When you set-up the Lan-link 'SYS' file you have a place in which to enter 'scan' words. These are words describing your favourite subjects on the bulletin board. For example, AMSAT, RAYNET, GB2RS, etc. but more about this later. There is another file that Lan-link recognises. This is 'LAN-LINK.DIR', which is a directory (or log) of your most frequently called stations, or ones with the longest path, or both.

## Read The Manual

"I must stress at this point how important it is to read the manual. If you have a printer then print it out, I know it is 137 pages long, and you can get the program working without the manual, but you will never get full benefit from it. Nor will you be able to get yourself out of any problems you may get into. Bearing in mind that you will rarely, if ever, need to look at the TNC handbook, it is well worth having the manual on your desk. It's a full user's guide and is easy to understand. The manual is laid out in menu format, rather than a 'how-to-do' style covering each subject in full detail. The manual is on the same disk as all the other files and is called 'LAN-LINK.DOC'.

## In Use

"On loading Lan-link, the first thing visible on screen, are the three main windows. The top (narrowest) window contains such information as 'band' and 'power' (i.e. 2 meters 5 Watts), then the program title with your callsign. Underneath this is text telling you what mode and baud rates are in use, and the connect status. To the far right of this window is a software-driven clock showing the current system time.

"The middle window (largest) is the main 'input' window, this is where all the activity on channel appears, beacons, text from other stations when in QSO. The lowest window is for 'outgoing' text and commands, things that you type in at the keyboard. I call these the main windows, as everything about Lan-link is menus and windows as you will see. The very last line has a list of commonly used F(unction) key short-cuts. This shows for instance F5 = 'MHlist' etc.

"This is where the fun begins. If you press F5 a window opens on the right of the screen showing a list of your most recently heard stations.

You will see the cursor placed in this window. By using the arrow keys to move the cursor onto any one of the callsigns in the window and pressing enter, Lan-link to treat this as a connect command from the keyboard, and connects with the highlighted station

"The top window will show this chosen station's callsign, and when connected an entry will be automatically made to the logbook, and capture-to-disk begins. This is excellent if you have connected to a BBS to read some bulletins, as all you need do is to give the commands to read them, i.e. 'r3357'. You can then immediately disconnect (get off line) and read the captured information at leisure.

## Other Methods

"There are several different ways of making a connect. Like me you may prefer to stick to just one method or you may choose to use them all. To make a connect I find the 'ALT+C' method easiest. Pressing 'ALT+C' brings a small oblong window into the centre of the screen requesting a callsign. You can then enter the callsign and press return, or automate it if you have set up the 'LAN-LINK.DIR' file, with lines something like: 'Mick gb7rmn via g4onf'


"If this is the case, when the connect window appears (press 'ALT+C'), type 'Mick'. Lan-link will try to make the connection to GB7RMN Via G4ONF, or whatever route you specified. I keep a list of all of my most-used connects in this file. When I wish to connect with someone, I just type in an abbreviation. Simple isn't it?

"One other method is to put in a list of scan calls in your Lan-link system (sys) file when you configure it. Then, when you get the 'Enter a Callsign' window you can just press return and another window opens up with these callsigns in it. Like the 'MH' window you just move the cursor to the one you want and press return.



# PACKET PANORAMA

Peter Hunter G0GSZ



"If I had to make a choice as to what I like the best about Lan-link it would have to be the ZAP BBS. This I will explain in stages. Should you want to send some messages or put out some bulletins, you can put these all together in one file. This file carries the name of your local bulletin board. In my case this would be 'GB7LDI.BBS'. Start the file with the command that your BBS would look for, i.e. 'sb all@ww'. The next line would contain the subject heading. Then following on would be the message, ended with your salutation. Finally the last line, on its own, would be the normal '/ex' or '/EX' or, :EOF: Then repeat the same format for the next message and for as many messages as you wish. I always start my first message with the command KM and you will see why later. "This is how this could all look.

```
1st line: KM
send command: SP G3ZCZ
@ N4QQ
subject: Thanks for 1.58
Hello Joe,
Just to say that I got the disc
with v1.58 and it's every bit as
good as you said. ....73 de Peter
G0GSZ @ GB7LDI
(last line by itself):
:EOF:
send command: SB ALL @
LOCAL
subject: LAN-LINK 1.58
Hi All. I have just received a
shareware copy of Lan-link
```

v1.58, if anyone would like a copy please let me know. ....73 de...

```
(very last line:)
/ex
send command: SP G3LDI
@ GB7LDI
subject: CHAT
Hello Roger, ....73 de Peter
[This can now be left blank
as it is the last]
```

"Now, to send all the messages I press 'ALT+Z' and (that's right, you guessed it) a window opens asking if to connect to GB7LDI. To confirm press return. From here on Lan-link takes over, though you can intervene any time. The logbook entry are made and capture to disk started. The computer issues the command 'RM' to read the mail. If there aren't any don't worry, you'll get the reply 'Not Found' or something like it. The command 'L' will list all the bulletins since you last logged on. Now, this is where your scan words in the configuration file come in. Whilst the bulletins are being listed Lan-link scans the headers for any words that match your word-list. Any matches are

noted. When all these have been listed the command 'LM' is issued, allowing you to see what mail is still there.

"Lan-link then searches your (disk) directory for the \*.BBS file. Should it find one, the file is read one line at a time as if you were typing at the keyboard. Now you can see why I always start with a 'KM' command. This kills any mail (on the BBS) that was waiting, AFTER down loading it to your disk. When the BBS gets the first '/ex' command it closes the first file and then takes the next one until none are left. If Lan-link found some messages to be read during the listing process then the command to read these, one at a time, is given, i.e. 'r3234', 'r3230'.... etc. Finally the 'B[ye]' command is sent to disconnect, and capture-to-disk is turned off. All this by pressing 'ALT+Z' <cr>.

"If your local (HOME) BBS puts out a beacon showing MAIL: for 'Yourcall' whilst you have the system running, Lan-link is alerted and, without your intervention, transfer begins as described above. Ideal if your time in the shack is

limited. When Lan-link has sent the file it will rename it to 'bbs.001' (or 2 or 3 etc) just so it can't be sent again. This is only scratching the surface of what Lan-link can do. I have only been using it for a very short while now but I have no wish to return to an ordinary packet terminal program.

"I do hope that this will help you to decide whether or not to try Lan-Link. As you may have gathered my opinion is that you should try it (No, I am not on commission, I just like it). For those of you already trying Lan-link, one nice point about registering it, is you bannish the shareware screen that greets you each time you run the program.

"My special thanks must go to Joe G3ZCZ for all the hard work he has put into producing this package. I am interested in hearing from anyone using a KAM with Lan-Link, and using other DATA modes. Please contact me for possible 'skeds' and exchange info, etc. If you don't have Lan-link then problem solved, let me know. 73 de PETER G0GSZ @ GB7LDI

The above is as I received it (bar a little editorial message to make it fit. Ed) from Peter. Has anyone else any thoughts on any other product to do with packet?

73 and happy packeting from Roger G3LDI, @ GB7LDI, QTHR or Tel: (0508) 70278.

(0202) 665524 (24-hour Answer Service)

**PW BINDERS Only £4.50 each**

(plus £1 p&p for one binder, £2 p&p for two or more, UK or overseas)



Are you tired of sifting through cardboard boxes and carrier bags to find that useful item in PW? Our smart binders, covered in blue plastics, are a must for your library, keeping your radio magazines in good condition and easily accessible.

**Plus!**

Tidy up those other mags too. Plain binders to take any A4 size magazines at the same price- no names, no pack drill !!!

**HOW TO ORDER**

Send a postal order, cheque or international money order with your order stating number and type required to **PW Publishing Limited, FREEPOST, Enefco House, The Quay, Poole, Dorset BH15 1PP.**

Payment by Access, Mastercard, Eurocard or Visa also accepted on telephone orders to Poole (0202) 665524.

Normally despatched by return of post but please allow 28 days for delivery.

Prices include VAT where appropriate.

# PW Special Feature

## Surface Mount Technology For The Radio Enthusiast

Nothing remains constant in electronics, whether it's new levels of integration or faster transistors. The art of turning theoretical circuits into real world p.c.b.s is no exception. If we look to the immediate future we can already see many changes under way.

The trusty old p.c.b. with leaded components was the most successful fabrication technique ever developed. This, through-hole technique has been the mainstream method of fabrication for over 30 years. But is rapidly being replaced by Surface Mount Technology (s.m.t.) utilising surface mounted devices (s.m.d.s).

### Disappearing Circuitry

Most of the working circuitry on the modern p.c.b. is disappearing into i.c. packages. Increasingly they are available either as general purpose functional blocks like c.p.u.s and memories, or as custom made Application Specific Integrated Circuits (a.s.i.c.s).

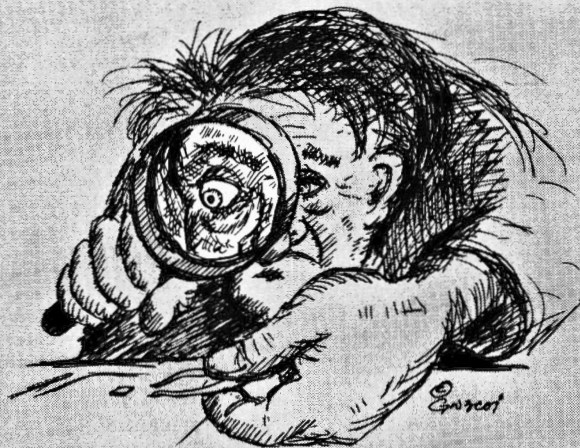
The development of s.m.t. was vital for complex circuits such as portable camcorders, compact disc players, cellphones, electronic 'organisers' and 'smart cards'. Despite these applications, it would be quite wrong to think that s.m.t. is only for complex circuits. Amateur radio has already benefited from this technology in as much that even the easiest projects can make use of s.m.t. to great advantage.

Before I go into detail on just how you can get to grips with s.m.d. construction yourself, it's a good idea to see how the 'big boys' use them. After all, s.m.t. chips were developed for large scale manufacture and it is from industry that we get many of our ideas (Fig.1a).


Nowadays many readers will be familiar with the principles of surface mount construction as in Fig.1a. In this method of construction lead-less components are soldered to the p.c.b. tracks directly. The elimination of holes is a major cost saving to the manufacturer. So, now we know a little bit about the technology, we'll look at the various steps to be used in s.m.t. production by a typical circuit manufacturer.

### Step By Step

Firstly blank p.c.b.s are made in the normal way, using CAD (computer-aided-design) systems to produce a single or double-sided board design. After etching, a solder mask



*The very words 'surface mount technology' strike terror into many constructors' hearts. Bill Mooney G3VZU, says there's nothing to fear and much to be gained from s.m.t. and its associated devices.*



**Fig. 1a. The miniature world of the s.m.d.**


is applied to protect tracks and prevent solder bridging across fine pitch i.c. pins.

The next stage is the application of solder paste to component pads. This is done by a precision dispenser which delivers an exact amount of paste, or by screen printing. A small amount of adhesive may also be dispensed.

The adhesive is used because the surface-mounting capacitors and resistors, which are known in s.m.t. as 'chips', must be held in place as the board is inverted. The dispensers can be complex computer-controlled machines operating at high speeds. Now we come to the actual 'pick and place' part of the operation. The s.m.d. chips are supplied to the 'pick and place' machine from sticks or tapes.

The complex machine picks up a component from a tape using a vacuum pen. It then transports the component to its predetermined position on the board. Machines such as the one in Fig. 1b, work with amazing speed and precision. They can place in excess of 25 000 chips per hour at full speed.

The chips are now approaching the stage where they're fixed in place by a heat treatment. The p.c.b. is placed on a conveyor and slowly passed through a 'reflow' oven. The oven exposes the circuit to a very carefully worked out temperature profile. This is done to match the requirements of the adhesive - if used - and the solder paste. Any slight misalignment of the chips is corrected as the solder melts, by the



**Fig.1b. High speed 'pick & place' production line, working at 14 000 placements per minute.**

Practical Wireless, January 1991



surface tension of the liquid material.

It's now time for a bath! Excess flux is removed in a washing process. This is usually required because solder paste contains high levels of flux and other organics in order to control the 'flow' properties required for printing or dispensing. However, 'no-wash' creams are now appearing on the market as a result of environmental pressures to reduce pollution.

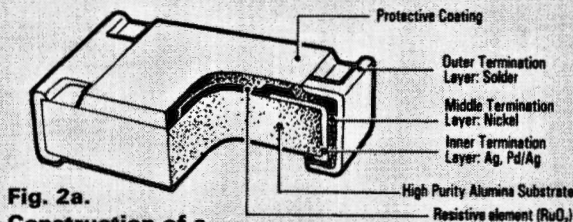
Solder creams are available in many forms to match differing needs. The other main board production 'ingredient' - the all-important adhesives must also fulfil stringent requirements of strength and curing rate.

Most importantly, the s.m.d.s themselves must have perfect 'solderability'. They must remain stable at the soldering temperatures used for solder 'reflow' techniques.


The illustration, Fig. 2b shows an advanced, manual, 'pick and place' set-up. Whereas Fig. 2c, shows a fully manual 'pick and place' set-up in smaller scale production.

### Pick & Place


Don't dismiss the techniques as beyond the hobbyist. A small 'manual' 'pick and place' set up is not out of the question for the seri-




**Fig. 2a.**  
**Construction of a typical s.m.d resistor.**



**Fig. 2b.** An advanced, manual 'pick & place' machine.



**Fig. 2c.** A fully manual 'pick & place' machine.



ous experimenter, and certainly not beyond the average club which could easily afford a simple and very basic 'pick and place' installation. But you don't need to start here. If you make your own p.c.b.s, changing to s.m.t. will simplify matters. If you don't do any etching there are many s.m.d. kits on offer to meet your needs.

There's no wasted space in an s.m.d. component because there is no requirement for a firmly fixed lead connection. So let's now look at the basic components in order of appearance, starting with the humble resistor and capacitor.

Chip resistors are made from a tiny slab of alumina with resistive coating of ruthenium oxide, with a contact at each end. These contacts are a composite of platinum, palladium and silver. They also have a

nickel barrier layer to prevent leaching of the platinum into the solder. This results in a very rugged, reliable device which meets strict 'solderability' specifications. Although cylindrical types are available, the great majority of chip resistors are of the type shown in Fig. 2a.

Resistor values are printed with a three digit code where the last digit is the number of zeros. For example: 103 equals 10kΩ. Chip resistors are supplied in a full range of tolerances and values to meet every need. Resistor networks, thermistors and power resistors are also manufactured in s.m.t. packages. Low value power resistors can be wirewound, and thick film, 2W devices are available.

Trimmer resistors for s.m.t. are manufactured in a range of sizes. The very smallest types have a limited 'reset' cycle guarantee. Trimmers can be sealed against wave-soldering, although open element semi-sealed types have a lower profile.

### Multi-Layer Devices

Chip capacitors are multi-layer devices made by metallising thin sheets of ceramic material. They're then 'fired' into a single monolithic chip. A complex metal contact is then applied at each end for connecting directly to the p.c.b. 'footprints'.

Multi-layer chip capacitors are made in a choice of dielectric materials. The most stable dielectrics being used for oscillators, filters, etc., where high stability is required. The construction of a typical multi-layer capacitor is shown in Fig. 3.

Chip capacitors are not marked with a value, so don't mix them up! As with resistors, there are more 'beefy' capacitors made in s.m.d. packages to suit most needs. The most common type of capacitors for values over 1μF are, of course, tantalums. Aluminium s.m.d.s are widely used but tantalums offer better characteristics and are usually a first choice. Special dielectrics such as polyester and mica are also made.

For microwave use, porcelain chip capacitors offer the best characteristics. Latest developments are ceramic chip capacitors with a capacity of up to 47μF. These capacitors have a life expectancy in excess of 80 years, compared to 10 or so years for an electrolytic type.

Chip resistors and capacitors are manufactured to a common set of sizes. By far the most popular size for hand working is the '1206' chip. But in electronic mass production the '0805' size predominates. For miniature devices, '0603' and even smaller chips are now favoured. On the larger side we find '1210', '1812' and '2220' sizes. These sizes stretch the values to a couple of μF, which is good for a ceramic capacitor.

The larger sizes are used for capacitors where high working voltages are required. They are also used for resistors with a higher power dissipation. 'But' - I hear you ask - 'what do all the numbers mean?' Don't worry, it's simple really and you'll soon get the 'hang of it'! Basically the numbers are a four digit code. The first two digits describe the component's nominal length in hundredths of an inch, and the last two refer to its width. The illustration, Fig. 4, gives the relevant sizes in millimetres.

Chip inductors are widely used in s.m.t. circuits. As you might expect the types available vary greatly in terms of quality factor (Q), self-




resonant frequency and physical size. Ferrite cores are most popular but other core materials are used.

Exciting developments are taking place in '1206' and '0805' sizes of chip inductors, with ferrite or ceramic cores, and even multi-layer types. Variable inductors used, for example, in radio frequency work can be supplied with screening cans. They can have space for a chip capacitor to form a tuned circuit to provide s.m.t. i.f. transformers. A good example is the Toko 5CD range of s.m.t. inductors.


## Integrated Circuits

The leading players in the s.m.t. arena are the i.c. packages. Versions of the '74' and '4000' digital series are available. Many linear devices are made for s.m.t. and are shown in Fig. 5. which also indicates how to find pin 1. For certain complex functions, such as large capacity memory chips, you'll find a 'wide bodied' version. There are also many other packages and pin configurations made to meet specific needs.

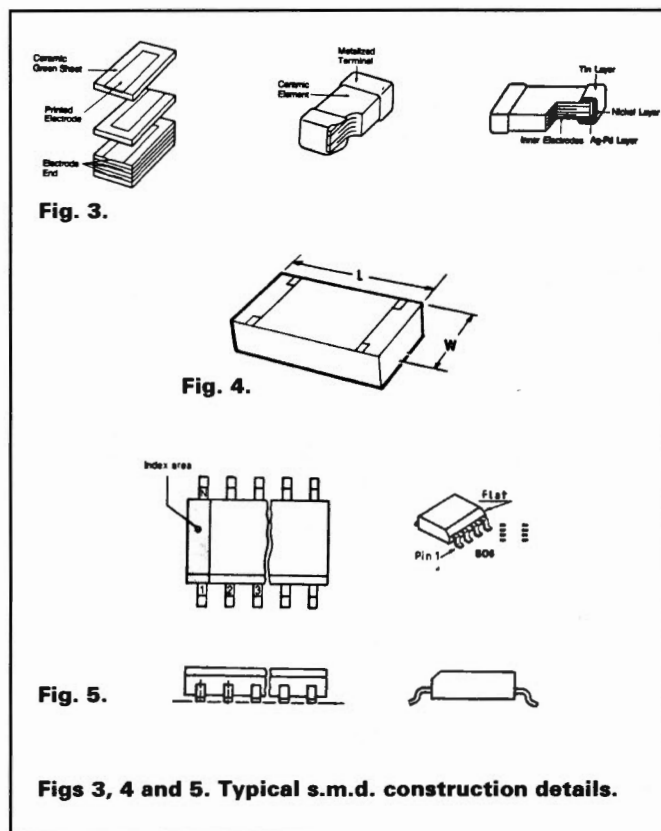
More popular for miniaturised equipment are the gull-wing quad



**Fig. 6. A compact s.m.d. receiver.**



**Fig. 7. An assembly jig.**



**Figs 3, 4 and 5. Typical s.m.d. construction details.**

packs. Among these you'll find synthesizers, c.p.u.s, memories and so on. This area will hopefully develop in the amateur field as familiarity with s.m.t. and modern techniques increases.

When you attempt your first p.c.b., begin with the track layout. The layout of the components on the board can be practically identical to the schematic. After the initial design, a certain amount of reworking may be needed, particularly when developing new circuits.

Each of these tasks involve techniques special to s.m.t. work and will be considered separately. There are several choices available to s.m.t. constructors. The choices are: surface mount p.c.b. kits, surface mount 'protoboards', and making your own p.c.b.s.

## Surface Mount Kits

Surface mount kits are designed for hand-working. The kits are a way of getting into s.m.t. without the difficulty of producing a p.c.b. The completed kits provide functional modules which can often be linked together to build up more complex projects. This type of kit is the nearest thing to using a home-made p.c.b. and many 'building block' circuits are available. An example of a roller tinned kit is shown in Fig. 6. This is an unusually compact version of a direct-conversion receiver based on the NE602 i.c. It's a good example of what can be achieved.

Chip components are very small and lightweight and must be held in place whilst soldering. The surface

tension of molten solder is sufficient to cause a chip resistor or capacitor to stand on end. This is caused by a phenomenon known variously as the 'Manhattan Effect', 'Drawbridging', the 'Stonehenge Effect' but more popularly as 'Tomb-stoning'!

An s.m.d. assembly jig will help by holding the chips in place whilst hand-soldering. More importantly however, it will allow you to apply the solder to the joint at the same time as the iron. A feat which is impossible without the use of the jig to hold the component in place.

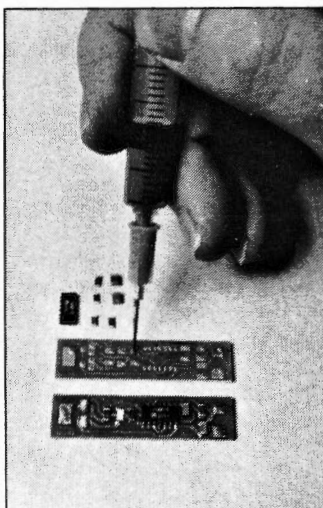
Carrying solder to the joint on the iron tip won't work! This is because s.m.d. solder wire contains a low flux level which evaporates in a fraction of a second. Another important rule is to use the minimum possible quantity of solder. An assembly jig is shown in Fig. 7.

Solder-masked surface-mount p.c.b. kits can provide high quality results. It's a simple technique involving a p.c.b. coated with a green coloured solder resist. Only the component footprints are exposed for soldering. The resist between the i.c. legs makes solder 'bridging' practically impossible. The s.m.d.s may be soldered to the masked p.c.b. using a fine tipped soldering iron with the aid of an assembly jig.


Solder-masked p.c.b.s are an ideal opportunity to use solder cream. The procedure is simplicity itself. Using a suitable dispenser you should apply a small amount of a suitable solder cream to each component footprint. Then the s.m.d. chips are positioned on the board with a pair of tweezers or a vacuum pen. The solder cream is viscous, and will hold the chips in position.

Several chips may be placed before soldering. You can use the soldering iron to melt the cream one end at a time but the chips must be held down on the board. Soldering can be done another way by applying heat from a suitable blower.

Using this technique the cream



**Fig. 8. An example of a roller-tinned p.c.b. kit.**



**Fig. 9. An s.m.d. protoboard.**

Tel: 0376 45058 **R. W. GRAPHICS**

5P & 5Q Braintree Enterprise Centre  
Black Notley, Essex CM7 8PN

## \*\*\* 1991 \*\*\* AMATEUR RADIO DIARIES

**A5 Desk Diary**  
with 36 extra pages  
containing  
amateur radio information

**ONLY £3.85**

plus 75p P&P

Both available with maroon or navy cover

**Pocket Diary**  
with 16 extra pages  
containing  
amateur radio information

**ONLY £2.50**

plus 45p P&P

## \*\*\* QSL CARDS \*\*\*

Your own design or photograph made into a QSL card.  
Price list available.

**D.I.Y. QSL CARDS** Three designs and four colours

only £2.50 plus 70p P&P per 100.

Send for samples

Print origination - Specialist diaries

Business stationery - Wedding stationery

# HENRY'S

## ELECTRONICS DISTRIBUTORS

QUANTITIES FROM STOCK

ALL PRICES  
INCLUDE VAT

ASK ABOUT OUR LOW LOW QUANTITY PRICES!

### FANS



Axial Fans in stock  
220/240V A/C  
110/120V A/C, 12 volt  
and 24 volt.  
Various sizes.

### SWITCH MODE POWER SUPPLIES



TWO MODELS  
AVAILABLE IN  
QUANTITY -  
FROM STOCK

#### TYPE 1 OPEN CHASSIS TYPE

Output + 5 volt 8 amp,  
+ 12 volt 0.5 amp,  
- 12 volt 0.3 amp.  
230-250 V A/C Input  
Size 7.7 x 4.2 x 1.9 ins


BRAND NEW £5.95 EX-UNITS £2.95

### TIMERS & RELAYS



All types of Relays,  
Low Voltage, 110/240 V  
A/C DIL, OCTAL,  
PLUG IN, PCB Ecc  
Also 110 and 240 V A/C  
timers.

### MOTORS



Low voltage DC, 3 volt,  
6 volt, 9 volt and 12 volt  
stocked.

#### TYPE 2 ASTEC ENCLOSED METAL BOX



Three pin  
mains socket  
input, on/off  
switch. Output + 5 volt 3.75 amp,  
+ 12 volt 1.5 amp, - 12 volt 0.4 amp.  
115-230 V A/C Input Size 7.0 x 5.3 x 2.5 ins

BRAND NEW £12.95  
Post, Packing and Insurance  
£2.05 for 1 or 2

### TEST INSTRUMENTS

UK largest in-stock  
range. Also components  
and Semi-conductors.  
Security and Audio/PA

## HENRY'S AUDIO ELECTRONICS

404 Edgware Road, London W2 1ED. Tel: 071-723 1008

- Open 6 days a week for callers and Telephone orders
- Trade/Export supplied
- Quantity Enquiries, Tel: 071-258 1831
- FAX: 071-724 0322

CALL IN OR  
SEND FOR  
CATALOGUES  
Send A4 SAE  
(UK Stamp £1.10)  
Mark Ref: SWP  
FREE to callers,  
Trade/Industry  
and Education



## COMPUTER REPAIRS

We repair Amstrad PCW, PCs, Monitors and  
Printers. All repairs carry a 3 month warranty

**\*NEW\* SECOND USER DEPT \*NEW\***

We now buy and sell Amstrad PCs and PCWs  
Immediate cash available for systems and non working units  
We can also sell your system for you on a commission basis  
All reconditioned units sold with a 3 month warranty  
Optional 1 year extended warranty available

**PHONE US NOW FOR DETAILS**

**SUREDATA**  
TELEPHONE: 081-902 5218

DEPT PW, UNIT 5, STANLEY HOUSE,  
STANLEY AVENUE, WEMBLEY, MIDDLESEX HA0 4JB  
(opposite Dorothy Avenue)

## TOTAL COMMUNICATIONS

Pye Cambridge power supply, 240V input 12V output, 10 amp	£14.50 Post Paid
Pye Westminster AM high band, boot mount with control gear but no speakers and	
microphones, choice of 15	£23.00 Post Paid
Pye Olympic M203 mid-band AM, 106/140MHz boot mount, with no control gear	£15.00 Post Paid
Pye Olympic M203 low-band AM, 59/89MHz boot mount, with no control gear	£15.00 Post Paid
Pye Motorola high band AM	£20.00 Post Paid
Pye PFS battery chargers (10-way)	£10.00 Post Paid
Pye P5000 battery chargers (10-way)	£20.00 Post Paid
Storno (800) battery chargers, ex-Metropolitan Police	£18.00 Post Paid
Pye Olympic high band AM, no microphones or speakers	£25.00 Post Paid
Pye F30 base station, low band AM, choice of 25	POA
Pye F30 base station, high band AM, choice of 36	POA
PF2 battery chargers	£15.00 Post Paid
Pye Westminster W15 AM low-band multi-channel, very clean set comp. with mic & speakers	£20.00 Post Paid
Pye Westminster (motorcycle) low band AM, (ex-Automobile Association), with control	
gear, direct from the AA	£15.00 Post Paid
Pye base station 401 receiver unit only, high band AM, choice of 5	£20.00 Post Paid
Pye Vanguard low band AM with control gear	£14.00 Post Paid
Pye Westminster W30 HiBand AM boot mount with control gear (nomics or speakers)	£20.00 each, Post Paid
GEC high band AM 6 channel, choice of 5	£15.00 each, Post Paid
Pye Converters 24V input, 12V output, ideal for HGV	£10.00 each, Post Paid
Pye PF2 pocket phone UHF 420-470MHz, ideal for 70cms	£28.00 each, Post Paid
Burndepth high band FM hi-heds	
Pye PFS hi-heds UHF 420-470MHz ideal for 70cm	£25.00 Post Paid
Pye PF1 Transmitter & receiver UHF 420-470MHz, ideal for 70cm	£12.50 Post Paid
Pye PF1 Battery Charger	£10.00 each, Post Paid
Pye Cambridge Mount low-band FM, ideal for 4m	£15 each
Pye A200 linear amplifier, 69-96MHz, ideal for 4m	£27.00 Post Paid
Pye Westminster UHF Boot mount complete with control gear	£19.95 Post Paid

Self addressed envelope for Catalogue please.  
(80 minutes from M25).  
(50 minutes from M11).  
(30 minutes from Norwich).

Open over Xmas by appointment **ONLY**  
UNITS 3 AND 4 THORNHAM HALL,  
THORNHAM MAGNA, EYE, SUFFOLK, IP23 8HA.  
TEL: 0379 838 333 No. over Xmas 0860 728351

SECONDHAND RADIO EQUIPMENT WANTED FOR CASH

## HAVING DIFFICULTY GETTING YOUR COPY OF PRACTICAL WIRELESS ?

**Be sure of getting your  
copy of PW each month.  
Place this regular order  
form with your  
newsagent... today**

Dear Newsagent, Distributed by Seymour  
please reserve / deliver my monthly  
copy of PRACTICAL WIRELESS

NAME .....

ADDRESS .....

Signed .....



## REPAIRS AND SERVICING OF AMATEUR PMR. RADIO COMMUNICATION EQUIPMENT

- ★ Experienced Technical Staff.
- ★ All Major Manufacturers. e.g. Yaesu. Kenwood. Icom. etc.
- ★ Suppliers of PMR and Amateur Radio Equipment (to your requirements).
- ★ Guaranteed 7 day turnaround. (Subject to availability of Spares).
- ★ Trade Service Enquiries Welcome.
- ★ Very Competitive rates for both Private and Trade.
- ★ Carriage arranged.

## Castle Electronics

Unit 3, Baird House  
Dudley Innovation Centre  
Pensnett Trading Centre  
Kingswinford  
West Midlands

Telephone: (0384) 298616.  
270224.



## RADIO AMATEURS EXAM? PASS FIRST TIME!

Before you enrol check the benefits of  
RRC'S unique Home Tuition Service

RRC has helped thousands of students to success in their examinations with this unique system of postal tuition, one which guides you, step-by-step, to qualify in the shortest possible time. Only The Rapid Results College offers you all these advantages:

- |   |  |
|---|--|
| <input type="checkbox"/> A qualified personal tutor             | <input type="checkbox"/> Free advice before you enrol                    |
| <input type="checkbox"/> Study material prepared by specialists | <input type="checkbox"/> Telephone Helpline                              |
| <input type="checkbox"/> Completely self-contained courses      | <input type="checkbox"/> Free 'How to Study' Guide                       |
| <input type="checkbox"/> Handy pocket-sized booklets            | <input type="checkbox"/> Instalment Plan                                 |
| <input type="checkbox"/> Personal study programme               | <input type="checkbox"/> Free Postage on course material                 |
| <input type="checkbox"/> Regular marked tests                   | <input type="checkbox"/> Worldwide Airmail Service                       |
| <input type="checkbox"/> Courses regularly updated              | <input type="checkbox"/> Extra tuition free if you don't pass first time |
| <input type="checkbox"/> 48 hour despatch                       |  |

**POST COUPON TODAY FOR FREE RADIO AMATEURS PROSPECTUS**  
Please send me my prospectus as quickly as possible.

Mr/Mrs/Miss/Ms \_\_\_\_\_

Address \_\_\_\_\_

Postcode \_\_\_\_\_



**The Rapid Results College**



Dept. JX104, Tuition House, London SW19 4DS. FREE ADVICE: 081 947 7272 (9am-5pm)  
PROSPECTUS: 081 946 1102 (24 hour Recordall Service quoting Dept. No. above).

## RST

RST MAIL ORDER CO.  
LANGREX SUPPLIES LTD,  
1 MAYO ROAD,  
CROYDON,  
SURREY CR0 2QP.

**SPECIAL EXPRESS  
MAIL ORDER SERVICE**

AZ31 CL33 DY967 EY802 EY803 EY804 EY805 EY806 EY807 EY808 EY809 EY810 EY811 EY812 EY813 EY814 EY815 EY816 EY817 EY818 EY819 EY820 EY821 EY822 EY823 EY824 EY825 EY826 EY827 EY828 EY829 EY830 EY831 EY832 EY833 EY834 EY835 EY836 EY837 EY838 EY839 EY840 EY841 EY842 EY843 EY844 EY845 EY846 EY847 EY848 EY849 EY850 EY851 EY852 EY853 EY854 EY855 EY856 EY857 EY858 EY859 EY860 EY861 EY862 EY863 EY864 EY865 EY866 EY867 EY868 EY869 EY870 EY871 EY872 EY873 EY874 EY875 EY876 EY877 EY878 EY879 EY880 EY881 EY882 EY883 EY884 EY885 EY886 EY887 EY888 EY889 EY890 EY891 EY892 EY893 EY894 EY895 EY896 EY897 EY898 EY899 EY900	EM34 EM35 EM36 EM37 EM38 EM39 EM40 EM41 EM42 EM43 EM44 EM45 EM46 EM47 EM48 EM49 EM50 EM51 EM52 EM53 EM54 EM55 EM56 EM57 EM58 EM59 EM60 EM61 EM62 EM63 EM64 EM65 EM66 EM67 EM68 EM69 EM70 EM71 EM72 EM73 EM74 EM75 EM76 EM77 EM78 EM79 EM80 EM81 EM82 EM83 EM84 EM85 EM86 EM87 EM88 EM89 EM90 EM91 EM92 EM93 EM94 EM95 EM96 EM97 EM98 EM99 EM100	EM101 EM102 EM103 EM104 EM105 EM106 EM107 EM108 EM109 EM110 EM111 EM112 EM113 EM114 EM115 EM116 EM117 EM118 EM119 EM120 EM121 EM122 EM123 EM124 EM125 EM126 EM127 EM128 EM129 EM130 EM131 EM132 EM133 EM134 EM135 EM136 EM137 EM138 EM139 EM140 EM141 EM142 EM143 EM144 EM145 EM146 EM147 EM148 EM149 EM150 EM151 EM152 EM153 EM154 EM155 EM156 EM157 EM158 EM159 EM160 EM161 EM162 EM163 EM164 EM165 EM166 EM167 EM168 EM169 EM170 EM171 EM172 EM173 EM174 EM175 EM176 EM177 EM178 EM179 EM180 EM181 EM182 EM183 EM184 EM185 EM186 EM187 EM188 EM189 EM190 EM191 EM192 EM193 EM194 EM195 EM196 EM197 EM198 EM199 EM200	EM201 EM202 EM203 EM204 EM205 EM206 EM207 EM208 EM209 EM210 EM211 EM212 EM213 EM214 EM215 EM216 EM217 EM218 EM219 EM220 EM221 EM222 EM223 EM224 EM225 EM226 EM227 EM228 EM229 EM230 EM231 EM232 EM233 EM234 EM235 EM236 EM237 EM238 EM239 EM240 EM241 EM242 EM243 EM244 EM245 EM246 EM247 EM248 EM249 EM250 EM251 EM252 EM253 EM254 EM255 EM256 EM257 EM258 EM259 EM260 EM261 EM262 EM263 EM264 EM265 EM266 EM267 EM268 EM269 EM270 EM271 EM272 EM273 EM274 EM275 EM276 EM277 EM278 EM279 EM280 EM281 EM282 EM283 EM284 EM285 EM286 EM287 EM288 EM289 EM290 EM291 EM292 EM293 EM294 EM295 EM296 EM297 EM298 EM299 EM300	EM301 EM302 EM303 EM304 EM305 EM306 EM307 EM308 EM309 EM310 EM311 EM312 EM313 EM314 EM315 EM316 EM317 EM318 EM319 EM320 EM321 EM322 EM323 EM324 EM325 EM326 EM327 EM328 EM329 EM330 EM331 EM332 EM333 EM334 EM335 EM336 EM337 EM338 EM339 EM340 EM341 EM342 EM343 EM344 EM345 EM346 EM347 EM348 EM349 EM350 EM351 EM352 EM353 EM354 EM355 EM356 EM357 EM358 EM359 EM360 EM361 EM362 EM363 EM364 EM365 EM366 EM367 EM368 EM369 EM370 EM371 EM372 EM373 EM374 EM375 EM376 EM377 EM378 EM379 EM380 EM381 EM382 EM383 EM384 EM385 EM386 EM387 EM388 EM389 EM390 EM391 EM392 EM393 EM394 EM395 EM396 EM397 EM398 EM399 EM400	EM401 EM402 EM403 EM404 EM405 EM406 EM407 EM408 EM409 EM410 EM411 EM412 EM413 EM414 EM415 EM416 EM417 EM418 EM419 EM420 EM421 EM422 EM423 EM424 EM425 EM426 EM427 EM428 EM429 EM430 EM431 EM432 EM433 EM434 EM435 EM436 EM437 EM438 EM439 EM440 EM441 EM442 EM443 EM444 EM445 EM446 EM447 EM448 EM449 EM450 EM451 EM452 EM453 EM454 EM455 EM456 EM457 EM458 EM459 EM460 EM461 EM462 EM463 EM464 EM465 EM466 EM467 EM468 EM469 EM470 EM471 EM472 EM473 EM474 EM475 EM476 EM477 EM478 EM479 EM480 EM481 EM482 EM483 EM484 EM485 EM486 EM487 EM488 EM489 EM490 EM491 EM492 EM493 EM494 EM495 EM496 EM497 EM498 EM499 EM500	EM501 EM502 EM503 EM504 EM505 EM506 EM507 EM508 EM509 EM510 EM511 EM512 EM513 EM514 EM515 EM516 EM517 EM518 EM519 EM520 EM521 EM522 EM523 EM524 EM525 EM526 EM527 EM528 EM529 EM530 EM531 EM532 EM533 EM534 EM535 EM536 EM537 EM538 EM539 EM540 EM541 EM542 EM543 EM544 EM545 EM546 EM547 EM548 EM549 EM550 EM551 EM552 EM553 EM554 EM555 EM556 EM557 EM558 EM559 EM560 EM561 EM562 EM563 EM564 EM565 EM566 EM567 EM568 EM569 EM570 EM571 EM572 EM573 EM574 EM575 EM576 EM577 EM578 EM579 EM580 EM581 EM582 EM583 EM584 EM585 EM586 EM587 EM588 EM589 EM590 EM591 EM592 EM593 EM594 EM595 EM596 EM597 EM598 EM599 EM600	EM601 EM602 EM603 EM604 EM605 EM606 EM607 EM608 EM609 EM610 EM611 EM612 EM613 EM614 EM615 EM616 EM617 EM618 EM619 EM620 EM621 EM622 EM623 EM624 EM625 EM626 EM627 EM628 EM629 EM630 EM631 EM632 EM633 EM634 EM635 EM636 EM637 EM638 EM639 EM640 EM641 EM642 EM643 EM644 EM645 EM646 EM647 EM648 EM649 EM650 EM651 EM652 EM653 EM654 EM655 EM656 EM657 EM658 EM659 EM660 EM661 EM662 EM663 EM664 EM665 EM666 EM667 EM668 EM669 EM670 EM671 EM672 EM673 EM674 EM675 EM676 EM677 EM678 EM679 EM680 EM681 EM682 EM683 EM684 EM685 EM686 EM687 EM688 EM689 EM690 EM691 EM692 EM693 EM694 EM695 EM696 EM697 EM698 EM699 EM700	EM701 EM702 EM703 EM704 EM705 EM706 EM707 EM708 EM709 EM710 EM711 EM712 EM713 EM714 EM715 EM716 EM717 EM718 EM719 EM720 EM721 EM722 EM723 EM724 EM725 EM726 EM727 EM728 EM729 EM730 EM731 EM732 EM733 EM734 EM735 EM736 EM737 EM738 EM739 EM740 EM741 EM742 EM743 EM744 EM745 EM746 EM747 EM748 EM749 EM750 EM751 EM752 EM753 EM754 EM755 EM756 EM757 EM758 EM759 EM760 EM761 EM762 EM763 EM764 EM765 EM766 EM767 EM768 EM769 EM770 EM771 EM772 EM773 EM774 EM775 EM776 EM777 EM778 EM779 EM780 EM781 EM782 EM783 EM784 EM785 EM786 EM787 EM788 EM789 EM790 EM791 EM792 EM793 EM794 EM795 EM796 EM797 EM798 EM799 EM800	EM801 EM802 EM803 EM804 EM805 EM806 EM807 EM808 EM809 EM810 EM811 EM812 EM813 EM814 EM815 EM816 EM817 EM818 EM819 EM820 EM821 EM822 EM823 EM824 EM825 EM826 EM827 EM828 EM829 EM830 EM831 EM832 EM833 EM834 EM835 EM836 EM837 EM838 EM839 EM840 EM841 EM842 EM843 EM844 EM845 EM846 EM847 EM848 EM849 EM850 EM851 EM852 EM853 EM854 EM855 EM856 EM857 EM858 EM859 EM860 EM861 EM862 EM863 EM864 EM865 EM866 EM867 EM868 EM869 EM870 EM871 EM872 EM873 EM874 EM875 EM876 EM877 EM878 EM879 EM880 EM881 EM882 EM883 EM884 EM885 EM886 EM887 EM888 EM889 EM890 EM891 EM892 EM893 EM894 EM895 EM896 EM897 EM898 EM899 EM900	EM901 EM902 EM903 EM904 EM905 EM906 EM907 EM908 EM909 EM910 EM911 EM912 EM913 EM914 EM915 EM916 EM917 EM918 EM919 EM920 EM921 EM922 EM923 EM924 EM925 EM926 EM927 EM928 EM929 EM930 EM931 EM932 EM933 EM934 EM935 EM936 EM937 EM938 EM939 EM940 EM941 EM942 EM943 EM944 EM945 EM946 EM947 EM948 EM949 EM950 EM951 EM952 EM953 EM954 EM955 EM956 EM957 EM958 EM959 EM960 EM961 EM962 EM963 EM964 EM965 EM966 EM967 EM968 EM969 EM970 EM971 EM972 EM973 EM974 EM975 EM976 EM977 EM978 EM979 EM980 EM981 EM982 EM983 EM984 EM985 EM986 EM987 EM988 EM989 EM990 EM991 EM992 EM993 EM994 EM995 EM996 EM997 EM998 EM999 EM1000
--	---	--	--	--	--	--	--	--	--	---

Tel. 01-684 1166



Prices excluding  
VAT add 15%

Open daily to callers: Mon-Fri 9am-4pm - Closed Saturday.  
Valves, Tubes and Transistors: Over 6000 types available  
from stock.  
Terms C.W.O. and Visa Cards accepted. Orders despatched  
by return.  
Quotations for any types not listed S.A.E.  
Post and packing £1.00 per order + VAT

Fax: 081-684 3056

Telox  
946708

## MAKE YOUR INTERESTS PAY!

Over the past 100 years more than 9 million students throughout the world have found it worth their while! An ICS home-study course can help you get a better job, make more money and have more fun out of life! ICS has over 90 years experience in home-study courses and is the largest correspondence school in the world. You learn at your own pace, when and where you want under the guidance of expert 'personal' tutors. Find out how we can help you. Post or phone today for your **FREE INFORMATION PACK** on the course of your choice. (Tick one box only)

- |   |   |
|---|---|
| <input type="checkbox"/> Electronics  | <input type="checkbox"/> TV, Video & Hi-Fi Servicing      |
| <input type="checkbox"/> Basic Electronic Engineering (City & Guilds)                 | <input type="checkbox"/> Refrigeration & Air Conditioning |
| <input type="checkbox"/> Electrical Engineering                                       | <input type="checkbox"/> Car Mechanics                    |
| <input type="checkbox"/> Electrical Contracting/Installation                          | <input type="checkbox"/> Computer Programming             |
| <input type="checkbox"/> GCSE / GCE / SCE over 40 examination subjects to choose from |   |

Name \_\_\_\_\_ Address \_\_\_\_\_



International Correspondence Schools, Dept. EES11, 312/314 High Street, Sutton, Surrey SM1 1PR.  
Telephone 081-643 9568 or 041-221 2926 (24 hours)

## NEW! 40M QRP TX/RX KIT

COMPLETE TO THE LAST NUT!



- ★ 2W CW OUTPUT
- ★ 7.0-7.1MHz
- ★ STABLE VFO
- ★ SIDETONE
- ★ RIT
- ★ AUDIO FILTER

★ CASE AND ALL HARDWARE INCLUDED ★

**DTR7 — KIT £84.50 READY BUILT £135.00**  
Send SAE for Brochure or call Alan, G4DVW on 0602 382509



**LAKE ELECTRONICS**

7 MIDDLETON CLOSE, NUTHALL, NOTTINGHAM NG16 1BX  
(callers by appointment only)





at both ends of the chip will be melted at the same time. This is a delightful process with a 'magic' moment, as the chip will suddenly align itself on the pads when the solder flows!

This effect is a great help with i.c.s, and they are practically self-aligning under these circumstances. An example of a neat solder masked p.c.b. before and after placing of components is shown in Fig. 8.

The cream contains high levels of organic material and flux, and should be used sparingly. The residues of the flux and material which remains on the soldered joint, may need 'washing off' with a special solvent cleaner.

The simplest way of putting your own circuits together with s.m.d.s is to use a protoboard. This method will give you a working circuit in record time. Results are not as neat as with a 'dedicated' board, but quite complex circuits can be built up using interconnected protoboards. An example of a protoboard is shown in Fig. 9. A 35s.w.g. silver-plated wire is ideal for inter-board connections. For insulated runs on a protoboard, or indeed for all s.m. applications, 30AWG (American Wire Gauge) Kynar wire is excellent. The silver plating on the wire ensures perfect 'solderability'. This wire is easily stripped and the insulation won't melt back when soldering.

### Home-Brew Boards

A p.c.b. may be produced by using a Dalo resist-pen. But it's well worth doing the job properly as it's much more rewarding. With the right approach it's possible to produce professional quality circuits. Use double sided p.c.b. material whenever possible. This material has much less tendency to warp and the reverse side provides excellent screening.

Producing a practical track layout from a schematic diagram demands a certain amount of practice and skill. Generally speaking - more effort produces better results!

The learning curve is very steep for the beginner and very adequate results can be produced even on a first attempt. There is a danger, on the other hand, of trying to achieve perfection. You should recognise when the design is good enough for the job!




Fig. 10. A full set of typical s.m.d. transfer footprints.




Fig. 12. A vacuum pencil unit.




Fig. 11. Re-work tool tips.

With s.m.t., there's a temptation to go for ever-shrinking circuits! This happens, despite the large reduction in area and profile that's provided by s.m.t. Still, there's no need to worry - suppliers recognise the difficult creative nature of track layout and help is at hand.

A practical method of producing the track artwork is to use conventional p.c.b. drafting equipment. The material used in the technique mainly uses adhesive tapes and dry transfers.

The artwork is often produced four-times the required size for ease and accuracy before being reduced photographically. For the beginner, it's best to work 1:1 or life size. This is done by preparing the layout directly onto ultra-violet transparent drafting film. A full A4 sheet of s.m.d. footprints - as shown in Fig. 10 - can be purchased on dry transfer sheets. I recommend the film method. Once a design is on film you can run off as many copies as you like.

There is no best method of getting the 1:1 layout and individuals will devise their own preferred way of going about it. A first approach is to lay out the translucent drafting

sheet over the schematic (re-drawn to a suitable size), as a guide to component positions and lay down pairs of footprints as required. The footprints can later be joined up using dry transfer lines, or drawing pens. If you want physically smaller finished circuits, another method is to lay out actual chips on drawing paper.

Mark the positions where footprints are required with a 0.3mm pencil, keeping a rubber to hand for changes. The tracks can also be 'pencilled in'. Finally, place the drafting film over your drawing and complete it, putting footprints on first. Drawing pens, such as the Rotring Isograph are very useful. The 0.25mm tip size is suitable for fine work and the 0.35mm version is useful for filling large areas.

With care, a 0.18mm tip will produce some very fine tracks. The black drawing ink is opaque to ultra-violet light and a scalpel blade can be used to scrape off mistakes. Don't forget to check the completed dry 'master' for pin-holes. This should be done by using back-lighting. You can repair any blemishes by 'spotting-in' where it's needed. A final tip is that you should always

use as large a footprint as you can. This simple innovation will make hand-soldering easier and more positive.

### Simple Exposure

Once you have the master positive the production of the p.c.b. is simply a matter of exposure to ultra-violet light and etching with hot ferric chloride solution. An ultra-violet light exposure unit is a really good investment, it will allow you to produce repeats and to optimise exposure and development until perfect results are obtained.

Pre-coated photo-positive copper is readily available. Its exposure and development requirements will vary a little depending on how old the stock is. A test run is therefore advisable.

You can produce your own photo-positive copper with spray-on resist and it works well, but it is difficult to get an even coating. Always apply minimal film thickness and make certain it is completely dry before use. You can even have a go at making your own solder masked p.c.b. Let's assume we have an etched p.c.b. A roller tinned board is better if it has been 'air knifed'.

'Air knifing' removes small blobs of solder which develop at the ends of p.c.b. tracks. The imperfection is of no consequence for normal s.m.d. use but it prevents the solder-mask from forming a flat laminate. The blobs can be removed individually with solder wick.

However, I think the best way of obtaining a good surface for masking is to use clean, freshly etched copper. Dry film solder mask is probably easier to use than the liquid type. To use the dry film you peel off the release coating to expose the adhesive before sticking it onto the copper. To help it stick, you should press down firmly, using a small rubber roller to ensure there are no air gaps.

Warming the p.c.b. to between 50 and 70°C will help to produce a good laminate. Keep the film in darkness and work in subdued light. To expose the component pads for soldering you need a second transparency with footprints. You can use the original artwork to add footprints from the dry transfer sheet. The mask artwork is then laid over the p.c.b. and exposed to ultra-violet light.

On exposure - which takes between 5 and 10 minutes - the areas exposed to the light will become insoluble when placed in the development solution. The areas where the resist was not exposed, due to the transparency's masking effect, will dissolve away leaving bare copper.

This developer is very simple and consists of a 1% solution of potassium carbonate used warm, with agitation at 35°C. The process takes about 30 minutes. Wash the finished p.c.b., and dry with tissue. It's not finished yet, as the film must now be fully cured.

Curing takes place under an ultra-violet source for about 30 minutes. The final step comes with an hour's treatment in an oven at approximately 150°C and after cleaning the board with a mildly abrasive pad - it's finished!

### Choosing Tools

Let's now consider what tools are needed for s.m.t. work. As you'll see, there are instruments which are special to s.m.t. A little investment in the right tools for the job, will improve your efficiency and enjoyment. You'll need to develop your own techniques. At this early stage in the game you'll also have to consider which tools to buy and an obvious starting point is the soldering iron.

In choosing a soldering iron, the choice of tip, the power and whether it can be fitted with rework tools are important. The overall size of the iron is not too important, and some operators prefer a larger handle for better control. A fine tip of 0.5mm or less is ideal for most purposes. A high heat capacity is also required. This is particularly important when soldering chips to large areas of copper tracking, as they can act as a very efficient heatsink.

The large heat-capacity is needed to supply sufficient heat to the fine tip. A minimum power of 10W is recommended for efficient and rapid soldering. An 18W iron is adequate, and the 45W temperature-controlled devices are particularly suitable. With these irons the temperature can be adjusted for the low melting-point solder recommended for s.m.d. work.

The soldering iron is not only used for placing components but also plays a part in their removal. Special reworking tips are available for this procedure. This is yet another reason why an iron with plenty




Fig. 13. G4ZQK's s.m.d. transceiver.

of spare heat is advisable. Reworking in this way is very effective.

A good range of low cost rework tips suitable for hobbyist use, are shown in Fig. 11. The rework tool heats both ends of the device, or all i.c. pins at the same time. As soon as the solder melts the chip is removed with a vacuum pencil or a pair of tweezers. There are also several makes of s.m.d. solder tweezers on the market which have proved ideal for all levels of rework.

### Fine Gauge Solder

Most beginners to s.m.d. work will tend to apply excessive solder. A fine gauge low-melting solder wire such as 26 or 28 AWG is preferred. Low melting solder wire is usually 62% Tin, 36% Lead and 2% Silver and has a melting point of 180°C.

The solder-wires contain low levels of flux and the soldering technique is important. The flux evaporates rapidly and the solder wire must be applied to the joint at the same time as the iron tip. A clean p.c.b. and s.m.t. components with good 'solderability' are essential.

Flux paste is available separately and is useful for reworking. Always avoid handling s.m.d.s as this reduces their 'solderability'. Excess solder may be removed with a fine solder wick. This is useful when cleaning up component footprints in the course of reworking.

Also available are hot air devices which have been developed for s.m.t. work. Hot air blowers come in many shapes and sizes and are used for soldering and reworking.

Two main categories of hot air blower are marketed. The most powerful types of blowers can be fitted with large air guides, and they have sufficient heat output to rework very large i.c.s. Smaller ca-

capacity hot air pencils are available. These have nozzle sizes up to 4mm and would be ideal for solder mask p.c.b. kits, using solder cream.

The hot air pencil - shown in Fig. 12 - is an excellent rework tool, in fact once you have tried one you will consider it to be an essential piece of equipment. Pencils are invaluable for rapid development work and prototyping, although they're not cheap.

Vacuum pencils are also extremely useful. These tools complement the essential pair of tweezers. The vacuum pencils usually have an assortment of interchangeable tips including sucker attachments.

Used for manipulating and placing of s.m.d.s the pencils vary in cost and sophistication. The range varies from foot-operated systems with rotational facilities, to simple tools where the vacuum is controlled by a simple finger hole in the pencil handle.

A filter is normally used in the pencil's vacuum line, because flux residues sucked in during rework, would otherwise damage the pump.

Hand operated solder-syringes must be used with less viscous selected solder creams. Two broad categories of solder-cream can immediately be defined. The first is for screen printing or stencilling while the others are for dispensing from syringes. Most solder creams are essentially an 88% suspension of spherical solder particles. The particles have a diameter of between 45 and 75 microns.

Surface-mount solder cream is a powder in a 'suspension' to provide the required 'flow' characteristics. Types designed for printing have a higher viscosity than dispensing creams. Flux is the final ingredient and this may be straight rosin, mildly activated or fully activated rosin.

Water soluble fluxes are also possible. Flux content is usually

quite low. For hand-soldering, a low melting, non-restrictive silver alloy is preferred. If a fine pitch dispensing type of solder-cream is selected, this will suffice for most amateur work. Solder creams are usually best reflowed at 30 to 40°C above the melting point of the solder.

Solder creams contain lead, in a particularly dangerous, finely dispersed form and should be considered as poisonous. Always wash your hands after using solder or solder creams!

Most solder creams give off copious fumes when heated. For safety and health's sake a small, cheap bench-top fume extractor with an inbuilt filter should be used to draw the fumes away from the operator.

### Static Precautions

You should always use anti-static earthing wrist straps and earthed laminate when using c.m.o.s. i.c.s, f.e.t.s and other sensitive components. Don't forget that your soldering iron should also be treated in the same way!

The importance of good eyesight and visual aids will be obvious, when you pick up your first surface mount component! Another most important reason for using a magnifier, is the inspection of solder joints.

Stereoscopic magnifiers can be obtained at reasonable cost. However, large illuminated magnifiers and hand lenses are also useful. Always work in good light. If you feel you need some form of magnifier then use one. Don't strain your eyes unnecessarily.

In some cases the s.m.t. approach has been used already to produce excellent miniature equipment. A good example, the 'Dinky Two', a two-band transceiver by Jack Glennon G4ZQK, shown in Fig. 13.

Jack's design produces loud-speaker level output, has a two-pole audio filter for c.w., a Morse keyer, break-in operation, input attenuator, and dual r.f. output filters. All this in a palm-sized rig!

Many constructors are now using s.m.t. as a general method of fabrication rather than going for miniaturisation for its own sake. I'm certain that such forward seeing enthusiasts will help rejuvenate this wonderful hobby of ours by developing s.m.t. for small scale amateur radio use.

PW



# KW COMMUNICATIONS LTD



CHATHAM ROAD, SANDLING, MAIDSTONE ME14 3AY

Tel: 0622-692773, 762274 Fax: 0622-764614 Tlx: 965834

**A very Merry Christmas and a Happy New Year to all our customers**

## SCANNERS & RECEIVERS

Item	Description	Price incl. VAT	P/P
AR900K	6 band hand held scanning RX	<b>£235.00</b>	
AR1000	Scanning RX 8-1300MHz	<b>£249.00</b>	
MVT500	Scanner RX 25-1300MHz hand held	<b>£275.00</b>	
MVT6000	Scanner RX 25-13MHz Base/Mobile	<b>£345.00</b>	
R100	Wideband RX	<b>£499.00</b>	
R700	Wideband RX	<b>£989.00</b>	
FRG9600(M)	60-950MHz	<b>£499.00</b>	
R535	Airband VHF & UHF	<b>£249.00</b>	
WIN108	Handheld Airband 108-136MHz	<b>£175.00</b>	
R2000	General Coverage HF Receiver	<b>£595.00</b>	
R5000	General Coverage HF Receiver	<b>£875.00</b>	
HF225	General Coverage HF Receiver	<b>£425.00</b>	
R1	Hand portable Receiver	<b>£399.00</b>	
R 71	General Coverage HF Receiver	<b>£855.00</b>	
FRG 8800	General Coverage HF Receiver	<b>£649.00</b>	

## BUTTERNUTT (U.S.A.)

Item	Description	Price incl. VAT	P/P
HF6VX	6 Band Vertical	<b>£179.00</b>	
HF2V	80/40m Vertical	<b>£142.00</b>	
A1824	18 & 24MHz Add on Kit	<b>£36.85</b>	
STR 11	HF6V Radial Kit	<b>£33.50</b>	
MF5	Mounting Post HF8 & HF2	<b>£6.00</b>	
20MRK	HF2V 20m Add on Kit	<b>£33.50</b>	
30MRK	HF2V 30m Add on Kit	<b>£33.50</b>	
TBR160S	160m Add on Kit for HF8 & HF2	<b>£64.48</b>	
2MCV	3db 2m Colinear	<b>£53.99</b>	
2MCVS	5db 2m Colinear	<b>£63.99</b>	
HF5B	5 Band Mini Beam	<b>£234.15</b>	

## CUSHCRAFT (U.S.A.)

Item	Description	Price incl. VAT	P/P
124WB	Cushcraft 124WB VHF Beam Ant.	<b>£37.08</b>	
153CD	Cushcraft 15-3CD 3E1 25m Beam	<b>£140.98</b>	
154CD	Cushcraft 15-4CD 4E1 15m Beam	<b>£140.98</b>	
203CD	Cushcraft 20-3CD 3E1 20m Beam	<b>£238.91</b>	
204CD	Cushcraft 20-4CD 4E1 20m Beam	<b>£328.70</b>	
215WB	Cushcraft 15E1 2m Yagi Antenna	<b>£98.99</b>	
4218XL	18 Element 2m Boomer	<b>£121.90</b>	
A3SS	Cushcraft 3 Ele Tribander SS	<b>£244.02</b>	
A4S	Cushcraft 4 Ele Beam Antenna	<b>£391.95</b>	
A50-6	Cushcraft 6m 6 Ele Beam Antenna	<b>£182.51</b>	
AP8	8 Band Vertical	<b>£164.76</b>	
ARX2B	Cushcraft VHF Vertical Antenna	<b>£45.59</b>	
ARX450B	Cushcraft VHF Beam	<b>£42.84</b>	
AV3	Cushcraft AV3 Trapped Vert Ant	<b>£75.00</b>	
AV5	Cushcraft AV5 Trapped Vert Ant	<b>£151.90</b>	
DW3	Cushcraft 10, 15 & 20m Dipole	<b>£138.67</b>	
D3W	Cushcraft 10, 12 & 17m Dipole	<b>£138.67</b>	
LAC1	Cushcraft Lightning Arrestor	<b>£6.58</b>	
LAC2	Cushcraft Lightning Arrestor	<b>£6.58</b>	
LAC4H	Cushcraft Lightning Arrestor	<b>£22.78</b>	
R4SK	R4 to RS Conversion Kit	<b>£35.01</b>	
R5	Cushcraft 1/2 Wave Vert 10-20m	<b>£259.01</b>	
TEN3	3 Element Monobander	<b>£115.03</b>	

## MFJ (U.S.A.)

Item	Description	Price incl. VAT	P/P
MFJ1274	Packet Radio Terminal	<b>£204.25</b>	
MFJ1278	Multi-Mode Data Controller	<b>£228.49</b>	
MFJ1701	6-way Antenna Switch	<b>£39.30</b>	
MFJ1704	4 Position Ant Switch	<b>£66.41</b>	
MFJ202B	RF Noise Bridge	<b>£63.20</b>	
MFJ204B	Antenna Noise Bridge	<b>£84.31</b>	
MFJ260	300W Dummy Load	<b>£32.57</b>	
MFJ401B	Econo Keyer Kit	<b>£59.21</b>	
MFJ407B	Electronic Keyer	<b>£78.73</b>	
MFJ422B	Electronic Morse Key Bench	<b>£146.25</b>	
MFJ422BX	Electronic Morse Keyer W/O Bench	<b>£76.48</b>	
MFJ464C	Grandmaster Memory Keyer	<b>£162.32</b>	
MFJ722	CW/SSB Filter	<b>£76.48</b>	
MFJ723	CW Filter	<b>£48.54</b>	
MFJ752C	Tunable Filter	<b>£104.42</b>	
MFJ815	SWR Meter 2kW	<b>£78.74</b>	
MFJ840	2m Wattmeter	<b>£21.02</b>	
MFJ841	2m In-line Wattmeter	<b>£42.14</b>	
MFJ901B	200 Watt ATU	<b>£70.05</b>	
MFJ931	Artificial Ground	<b>£86.61</b>	
MFJ941D	300 Watt Basic Tuner	<b>£105.40</b>	
MFJ945C	Versa Tuner 11 Mobile	<b>£97.37</b>	
MFJ949D	De Luxe 300W ATU	<b>£168.82</b>	
MFJ962B/C	1.5kW ATU	<b>£258.84</b>	
MFJ986	1.5kW Roller Inductor Tuner	<b>£279.62</b>	

## LOADS & SWITCHES

Item	Description	Price incl. VAT	P/P
T35	Toyto 30W 1-500MHz Dummy Load	<b>£10.20</b>	
T100	Toyto 100W 1-500MHz Dummy Load	<b>£45.00</b>	
T200	Toyto 200W 1-500MHz Dummy Load	<b>£64.00</b>	
DL1	Texpco 1.5kW 160-1000MHz Dummy Load	<b>£75.00</b>	
KS 2	Koyo Coaxial switch 2 way 1.0kW	<b>£28.89</b>	
S20N	Koyo Coaxial Switch 2 way 1.0kW 1-1000MHz N	<b>£32.86</b>	
SA 450M	Toyto Coaxial Switch 2 way 2.5kW 1-1500MHz SO239	<b>£18.50</b>	
SA 450N	Toyto Coaxial Switch 2 way 2.5kW 1-500MHz N	<b>£26.00</b>	
DRAE UHF	UHF 3 position Antenna Switch N	<b>£24.15</b>	
DRAE VHF	VHF 3 position Antenna Switch SO239	<b>£18.69</b>	

## VSWR/POWER METERS

Item	Description	Price incl. VAT	P/P
W160	Koyo 15/60W 2m In-Line VSWR	<b>£32.91</b>	
W544	Koyo 740/40W 140-480MHz	<b>£107.00</b>	
W560M	Koyo 3/20/200 1.8-520MHz	<b>£99.90</b>	
W570	Koyo 5/20/200 1.8-1300MHz	<b>£124.75</b>	
K 20	Koyo 15/50W 2m	<b>£24.60</b>	
K 100	Koyo 2kW 1.8-60MHz	<b>£79.98</b>	
K 200	Koyo 200W 1.8-60MHz	<b>£61.55</b>	
K 400	Koyo 200W 140-525MHz	<b>£83.45</b>	
YM 1E	Toyto 120W 3.5-1500MHz	<b>£32.00</b>	
T 435	Toyto 200W 2m & 70cm VSWR/Wattmeter	<b>£67.77</b>	

## WIDE BAND ANTENNAS

Item	Description	Price incl. VAT	P/P
AH 7000	Discone 25-1300MHz	<b>£82.50</b>	
YADC 2	Discone 14-1300MHz	<b>£79.00</b>	
DSC 8	Discone TX/RX 70-680MHz	<b>£29.95</b>	
SC3000	Discone 300-512MHz	<b>£83.99</b>	

## ICOM

Item	Description	Price incl. VAT	P/P
IC-751A	HF All Band, General Coverage Rx 12V	<b>£1500.00</b>	
IC-735	HF All Band, General Coverage Rx 12V	<b>£979.00</b>	
IC-726	HF All Band, General Coverage Rx + 6m	<b>£989.00</b>	
IC-725	HF All Band, General Coverage Rx 12V	<b>£759.00</b>	
IC-505	6M Transceiver, SSB/CW 12V	<b>£529.00</b>	
IC-2SE	2M FM Handportable with Nicad/charger	<b>£275.00</b>	
IC-2SET	2M FM Handportable Keypad entry DTMF	<b>£295.00</b>	
IC-2GE	2M FM Handportable with Nicad/charger	<b>£265.00</b>	
IC-22BE	2M FM Mobile 25W 20 Memo 12V	<b>£365.00</b>	
IC-22BH	2M FM Mobile 45W 20 Memo 12V	<b>£385.00</b>	
IC-290D	2M SSB/FM/CW 25W 5 Memo 12V	<b>£208.67</b>	
IC-275H	2M Transceiver SSB/FM/CW 100W 12V	<b>£1,039.00</b>	
IC-4SE	70CM FM Handportable inc Nicad/charger	<b>£310.00</b>	
IC-4SET	70CM FM Handportable Keypad entry DTMF	<b>£310.00</b>	
IC-4GE	70CM FM Handportable inc Nicad/charger	<b>£299.00</b>	
IC-R100	Wideband Receiver	<b>£499.00</b>	
IC-AT150	Automatic Antenna Tuner 100W	<b>£529.00</b>	
IC-AT500	Automatic Antenna Tuner 500W	<b>£529.00</b>	

## KENWOOD

Item	Description	Price incl. VAT	P/P
TS950SD	NEW Transceiver	<b>£3,199.00</b>	
TS940S	9 Band TX General Cover Rx	<b>£1,995.00</b>	
AT940	Auto/ATU	<b>£244.88</b>	
TS140	HF 9 Band Gen. Cov. TX/Rx	<b>£862.00</b>	
TS680S	HF/6m TX Gen. Cov. Rx	<b>£985.00</b>	
TS440	9 Band TX General Cov. Rx	<b>£1,138.81</b>	
PS50	H/Duty PSU	<b>£222.49</b>	
AT230	All Band ATU/Power Meter	<b>£208.67</b>	
TH25	NEW 2m H/Held	<b>£238.00</b>	
TH45	NEW 70cm H/Held	<b>£269.00</b>	
TH75	NEW 2m/70cm H/Held	<b>£398.00</b>	
TH205	2m H/H	<b>£215.26</b>	
TH215	2m H/H Keyboard	<b>£252.13</b>	
TM751	2m 25W M/M Mobile	<b>£399.00</b>	
TM701	NEW 2m/70cm FM Mobile	<b>£469.00</b>	
TM721	NEW 70cm FM Mobile	<b>£675.00</b>	
TM231E	NEW 2m FM Mobile 50/10/5W	<b>£289.00</b>	
TM431E	NEW 70cm FM Mobile 35/10/5W	<b>£318.00</b>	

## TEN TEC (U.S.A.)

Item	Description	Price incl. VAT	P/P
TT 562	Omni V HF Transceiver CW/SSB/FM 200 9 bands	<b>£1,900.18</b>	
TT 585	Paragon General Coverage HF Transceiver 200W	<b>£1,839.00</b>	
TT 961	Power Supply for Omni, Paragon	<b>£215.00</b>	
TT 282	6.3MHz 250Hz Filter	<b>£60.00</b>	
TT 285	6.3MHz 500Hz Filter	<b>£60.00</b>	
TT 288	6.3MHz 1800Hz Filter	<b>£60.00</b>	
TT 1140	Circuit Breaker	<b>£16.00</b>	
TT 217	9.0MHz 500Hz Filter	<b>£60.00</b>	
TT 218	9.0MHz 1800Hz Filter	<b>£60.00</b>	
TT 219	9.0MHz 250Hz Filter	<b>£60.00</b>	
TT 256	FM Transceiver Module for Omni & Paragon	<b>£60.00</b>	
TT 220	9.0MHz 2.4KHz Filter	<b>£60.00</b>	
TT 425E	Titan Linear 1.5kW 160-10m	<b>£2,171.00</b>	
TT 420	Hercules II 500W Solid State 160-10m	<b>£839.00</b>	
TT 9420	Hercules II Power Supply 100A 13.8V	<b>£660.00</b>	
TT 700C	Ten Tec Electret Hand Microphone	<b>£32.00</b>	
TT 705	Ten Tec Electret Desk Microphone	<b>£149.00</b>	
TT 238	Ten Tec ATU 2.0kW L match 160m-10m	<b>£361.69</b>	
TT 254	Ten Tec ATU 200W T match 160m-10m	<b>£153.33</b>	

## YAesu

Item	Description	Price incl. VAT	P/P
FT1000	HP Transceiver	<b>£2,985.00</b>	
FT767	HF Transceiver	<b>£1,599.00</b>	
FT747GX	Budget HF Transceiver	<b>£659.00</b>	
FT757GX	Mk II HF Transceiver	<b>£969.00</b>	
FP700	20A P.S.U.	<b>£219.00</b>	
FC700	Manual ATU	<b>£149.00</b>	
FP757HD	Heavy Duty 2m P.S.U.	<b>£258.75</b>	
FT4700	New 2m/70cm Dual Band FM Mobile	<b>£675.00</b>	
FT290	Mk II Super 290 2m Multimode 2.5W	<b>£429.00</b>	
FT690	Mk II 6m M/Mode 2.5W	<b>£399.00</b>	
FT411	New 2m H/H Keyboard	<b>£225.00</b>	
FT811	New 70cm H/H Keyboard	<b>£239.00</b>	
FT470	New 2m/70cm Dual Band H/H	<b>£389.00</b>	
FT23R	2m Mini H/H	<b>£209.00</b>	
FT73R	70cm Mini H/H	<b>£229.00</b>	
FN89	Nicad Battery Pack (23/73)	<b>£34.50</b>	
FN810	Nicad Battery Pack (23/73)	<b>£34.50</b>	
FT736	2/70cm 25W Base Station	<b>£1,359.00</b>	

## ROTATORS

Item	Description	Price incl. VAT	P/P
AR40	Hy Gain for up to 3 sq. ft. wind load	<b>£186.67</b>	
CD4511	Hy Gain for up to 8.5 sq. ft. wind load	<b>£238.60</b>	
HAMA4	Hy Gain for up to 15 sq. ft. wind load	<b>£325.80</b>	
TX2	Hy Gain for up to 20 sq. ft. wind load	<b>£399.00</b>	
2303	Sky King Light Duty Rotator	<b>£39.89</b>	
G400RC	Yaesu Round 360° metre	<b>£169.00</b>	
G600RC	Yaesu Round 360°	<b>£219.00</b>	
AR200XL	Offset lead unit, 3 wire, rotary dial control	<b>£149.50</b>	
G250	Yaesu twist and switch control	<b>£78.00</b>	
KS050	Kenpro Stay Bearing	<b>£19.95</b>	
GC038	Yaesu Rotator lower mast clamp	<b>£18.95</b>	

If you don't see it please ask — we have over 1000 items in stock. We are located just off the Eastern side of the A229 between Junction 3, M2 and Junction 6, M20. Follow the signs to SANDLING.



Instant credit available  
Mail/Telephone order by cheque or Credit Card  
(E&OE)



OPEN TUES-SAT. 9.30-5.30  
(CLOSED MONDAYS)

STOCK ITEMS USUALLY  
DESPATCHED WITHIN 24 HRS.

DELIVERY/INSURANCE PRICES  
MAINLAND ONLY





# STANDARD®

## C5608 Dual Bander



**Hi!** Standard have produced this wonderful new dual band, 144/432MHz, 50 Watt hi tech design, and it takes me two days to sue out where the on/off switch is! I have to be honest, I now have the handbook, and it's almost English, too, so I might attempt to take it off the repeater channel!


No, seriously, it is one of the most sophisticated pieces of equipment I have played with for some time, it has everything that the now renowned C528 has plus a few extras. I have managed to get some info (not issued by the manufacturer) which, from the keypad will give you receive between 800MHz and 1000MHz, plus, again, keypad programming, listen AM for airband! Haven't had time to try these out yet, only got sample two days ago. I don't think I have to remind you that we are the sole authorised importer for all Standard products, including their commercial and marine products, so I won't. **Norman**

### FEATURES

- ★ Handmic with bright LCD frequency readout.
- ★ All functions on keypad microphone.
- ★ DTMF (when optional CDT5608 fitted) programmable two tone only is possible.
- ★ CTCSS (when optional CTN5608 fitted) keyboard programmable.
- ★ Memory scan
- ★ 1MHz band scan
- ★ Single band operation
- ★ Key lock
- ★ Dual displays
- ★ Programmable offset
- ★ Separate volume and squelch controls on both bands
- ★ Cross band repeater for authorised users (i.e., Raynet)
- ★ Keyboard expandable frequency ranges
- ★ Cellphone receive capability
- ★ Possible to receive AM
- ★ Extension mic lead. Lets you remote the sat. 2 mtr or 4 mtr length
- ★ Twin mic lead, to run hand and boom mic together

**The proposed introductory price will be**  
**£650**

## C528 Dual Band Hand Held



Standard have done it again!

You all know how popular the C500 is, well now here is their latest dual bander — the C528 (not be confused with the Japanese only version, the C520).

The European version has all the facilities that you want in a base station, let alone a hand held!

### FEATURES

- ★ Direct 13.8V in for 5 Watts out
- ★ VHF 2.5W, UHF 2W with CNB151 Nicad pack
- ★ Dual displays
- ★ Power save function
- ★ Multiple memories
- ★ Priority channel
- ★ Tone squelch (option)
- ★ 2m & 70cm
- ★ Repeater function
- ★ Programmable offsets
- ★ Coded paging function
- ★ Various scanning modes
- ★ Programmable step sizes
- ★ 144-146 VHF, 430-440 UHF, 800-975 Rr only
- ★ Separate Vcl. and Squ. controls for each band
- ★ Hand held
- ★ 5 Watts output

**£379**

## STANDARD ACCESSORIES

CNB151 .....	£39.00
CNB152 .....	£60.00
CSA150 .....	£69.95
CWC150 .....	£12.95
CWC151 .....	£15.95
CAW150 .....	£7.50
CLC520 .....	£10.50
CLC521 .....	£11.50
CMP111 .....	£32.50
CMP113 .....	£39.00
CMP115 .....	£34.50
CHP111 .....	£32.50
CBT151 .....	£10.50
CMB111 .....	£9.50
CTN520 .....	£45.00
CAX02 .....	£4.00

## C500



**New low price of £335**

★ including CNB III Nicad Pack and charger

**TRADE ENQUIRIES WELCOMED**  
**PLEASE PHONE 071-450 9755**  
**★ STRICTLY TRADE PLEASE ★**

**400 EDGWARE ROAD, LONDON W2**  
**071-723 5521 Tx 298765**

OPENING TIMES: 9.30am-5.30pm Mon-Fri. 10am-4.30pm Sat.



Normally 24hr despatch but please allow 7 days for delivery



**NORMAN G4THJ**

# Surface Mount Device Audio Amplifier Kit

During my time in the radio hobby I have built many different 'bits and pieces' of electronic wizardry. I began 'home-brewing' years ago with tin shears, hole cutters, valve holders and large sized-soldering irons.

My interest finally led me through discretely wired transistor circuits on to printed circuit and strip board techniques. So I thought, naturally, that this little project would be 'a breeze'!

## Audio Biscuits?

The only sort of biscuit I'd had in my shack before - had accompanied my tea, but now I had the chance of 'enjoying' an audio biscuit. 'What on earth is this guy talking about?' I hear you say - 'What's an audio biscuit?' Well - you're about to find out as I explain how I got involved in the project in the first place!

A friend asked me if it were possible to plug a miniature stereo-cassette player (you know, one of those personal 'ear-bashers') into a pair of speakers. This method would allow him to share the earache with others instead of taking the punishment alone!

I told him that the power output of the average 'personal stereo' is only sufficient to power the headphones provided. "What's wrong with plugging it into the hi-fi?" I asked. "Too big" was the reply and to cut a long story short, I was volunteered to build a pair of small 'active speakers' to do the job for him.

## Active Speakers

Active speakers are small acoustic cabinets containing a good quality speaker and a small battery-powered amplifier. They are usually designed to provide enough gain to power the speakers to a 'comfortable' audio level from the output of a 'personal stereo', while maintaining the portability of the complete unit.

Before I started the job I made sure that my friend didn't want the same output level that many commercial 'Disco' amplifiers provide! In the end I decided that half a watt should be sufficient, and that the Blue Rose Electronics kit fitted the bill nicely.

## Building The Biscuit

The kit reminded me of the first Sinclair miniature radio kits. At first glance I thought it had a fair chance of providing the builder with severe eyestrain. Still, I thought, with my experience and excellent eyesight - there should be no problem.

As supplied, the kit comprises a number of self-seal bags, each containing one or more components. There were a total of seven capacitors, two resistors, an integrated circuit and the printed circuit board.

Blue Rose also provided a booklet of instructions, essential tips on construction and other information. The printed circuit is 30mm square, and of course all the components are surface-mounted on this board.

Surface-mounting components are **small!** Typically, a surface mounted 0.8W resistor is 3.2mm x 1.6mm x 0.6mm and a 100nF 12V capacitor is much the same size. The single-channel

amplifier is based around a TDA1015 i.c. which has a working voltage of between 3.6 and 12V.

The i.c. produces 0.5W into 8Ω at 7V with less than 0.5% distortion. Its voltage gain is 53dB and input impedance is 200Ω. All this from a package measuring 4mm x 3mm x 1mm! Quiescent current is 10mA, averaging 60mA at normal volume levels, which makes the amplifier ideal for battery-powered applications.

## Instructions First

Since this was my first attempt at surface-mount construction, I read the booklet very carefully. I then examined the components before beginning. My first observation was that the capacitors had no markings whatsoever, and therefore I regarded it as essential that they remained in their packets (which are marked) until required for mounting.

## Good Intentions

I set out with the intention of taking my time and producing a neat and hopefully reliable amplifier. The instructions suggest alternatives to buying a purpose made assembly jig.

Such jigs cost £16.50. However, a toothpick and non-conducting tweezers are all the tools needed for construction, other than the obvious soldering iron and solder.

Since an 'expert' like me had no need of expensive jigs, I armed myself with a toothpick. I also fitted the smallest bit I could find to my soldering iron.

Now the difficult part started! I decided to begin with the resistors as there were less of them to worry about. Removing the first one from its packet, I thanked my lucky stars for good fingernails. Good nails are essential for removing the seal from the packaging!

I adopted a different - successful - tactic with the

*The Blue Rose Electronics surface-mount audio amplifier 'Starter Kit' seemed an interesting project. We gave it to experienced constructor Paul Webster to try, and he duly swapped pliers for tweezers and had a go!*



REVIEW

board itself. This was simple and was achieved by fastening the printed circuit to a larger piece of card with some of the removable, non-setting Blu-Tack adhesive. With the board held in this way, the job was much easier.

## Toothpick Manoeuvres

Placing the first component on the circuit with my tweezers, I manoeuvred it into place with the toothpick. I wished for another hand to hold it in position as I soldered! Having no assistant 'handy', I transferred a small amount of hot solder to one end of the resistor.

The soldering iron bit, which I had thought would have been fine enough for the job, wasn't. It proved to be enormous when compared with the component to which it was being applied.


However, I had to make do with the tools available. The trick was to make the transfer of solder as quickly as possible, before all the lead and flux had burned off. Once this was achieved, I could concentrate on the other end of the job, using my full complement of 'appendages' to apply iron and solder separately.

This procedure worked well and it was a trivial matter to tidy the first joint with fresh solder. Now I was in business. Only another nine components to go!

## Soldering Lessons

All went well until I came to fit C2, one end of which attaches to the same piece of circuit as R1. I found that I had been over generous with solder when placing R1 and I couldn't get C2 to lay flat.

This snag meant heating the solder on one end of R1 and placing C2, while the solder was flowing. It wasn't easy, but I managed it even though it didn't sit straight on the circuit. Ah well, there goes my claim to neatness!



The finished article, close-up.

## Testing Time

The rest of the components were placed on the board without too many problems. It was time to test. I anxiously attached the remaining wires and connected the amplifier to a variable power supply.

I placed an mA meter in the circuit and connected the speaker. Slowly I brought up the voltage and watched the meter. True to the instructions, the quiescent current levelled off at 12mA at 9V. Just right!

Next, I touched the input lead and was rewarded by a buzz from the speaker. I switched off the power supply and rummaged around for a 5kΩ preset potentiometer to act as a preset volume control. The main volume control is on the cassette player and the preset is used only to predetermine the maximum output level.

With the potentiometer fitted, I attached the cassette player and switched on the power.

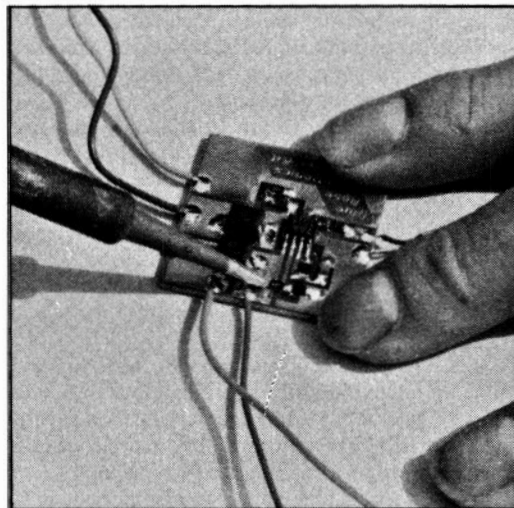
## Success

It worked! Furthermore, it worked well. The quality of sound was clean and more than adequate for the purpose. I found that by increasing the volume until clipping started, and then decreasing it slightly, the current consumption peaked at about 105mA, averaging 60mA. The i.c. warmed slightly but not excessively.

## Finally

All that remained was to fit the amplifier into the already constructed speaker cabinet with double sided tape. I adjusted the preset potentiometer again, fitted the switch and battery and it was ready to go. I was then ready to start on the other channel amplifier - after I'd located it on the bench!

PW



The size of my fingers shows you how small the kit is!

## Conclusions

Well - I managed it! As you will see from the illustrations, the components are very small but this kit can be regarded as a good introduction to s.m.d. work for the amateur. All you need is patience, time, good lighting and if you're not to lose the board and components - a tidy bench! Thanks also to **Blue Rose Electronics** who supplied the kit which costs £6.95.





# BLUE ROSE ELECTRONICS

NEW 1991 CATALOGUE OUT NOW!



## SURFACE MOUNT SUPPLIES

CONTAINS NEW RANGE OF SM KITS  
FULL RANGE OF COMPONENTS  
& SM HARDWARE

SEND £1.50 (inc P&P) FOR CATALOGUE & KIT LIST



Mail Order Address: 538 Liverpool Rd, Great Sankey, Warrington, Cheshire, WA5 3LU.  
Telephone: 0925 72 7848 (Callers by Appointment).

# AH ELECTRONICS

Est. over 20 years

**TEKTRONIX D465 OSCILLOSCOPES** double beam 100MHz b/w. with delay facility, all solid state all in excellent condition. £400.00 Carriage £15.00  
**AVO 8 MKS MULTIMETERS** in case with leads, v/good cond. & tested. ONLY £65 p/p £10.00.  
**AVO MINOR MULTIMETERS** as new and tested, in case with leads. £15.00 p/p £2.00.  
**MARCONI TF2015 AM/FM SIGNAL GENERATORS**, 10-500MHz, all solid state small size 11" x 12" x 5" good cond. with manual. £175.00 carriage paid.  
**MARCONI TF2016 AM/FM SIGNAL GENERATORS**, 10KHz-120MHz all solid state 11" x 12" x 5" v/good cond. with manual. £150.00 carriage paid.  
**RACAL RA17, RA117, RECEIVERS** AVAILABLE from time to time ring for stock & price all sold in perfect working order with 3 months' warranty.  
**MURPHY B400 RECEIVERS** ring for price & availability.

SEND S.A.E. for lists

WW2 RADIO'S WANTED FOR MY OWN COLLECTION — top prices paid for mint units.

CALL 0788 576473 or eve. 0788 571066

151A BILTON ROAD, RUGBY, WARWICKSHIRE CV22 7AS

Shop open Monday-Saturday 9.30-5.30. Closed Wednesdays

## SYON TRADING 16 THE RIDGEWAY FETCHAM, LEATHERHEAD, SURREY. KT22 9AZ

Tel. 0372 372587 Callers by appointment only

We wish all our customers a very happy Christmas and prosperous New Year

**Speaker Mike £7.95 N Plug (for RG58) £1.85 each or 3 for £5.25, 5 for £8.50**  
**£1 BARGAIN PACKS:** 10 x BC107 10 x BC108 12 x BC548A 12 x BC558A 15 x 1000pf 500v disc 12 x 4700pf 500v disc 7 x 4500pf 4kv 10 Bulldog clips Bead tantalum caps. 12 x 0.33uF 35v 10 x 4.7uF 10v 8 x 15uF 16v 8 x 47uF 10v 8 x 330uF 6.3v Axial electrolytic caps. 20 x 100uF 10v 20 x 220uF 25v 20 x 470uF 35v 15 x 4700uF 16v 12 x Moulded chokes mixed values 15 x 0.1uF 50V(CK05) 12 x 0.1uF 50v Disc 5 x grey skirted knob 5 x 2N2222A 4 x matched Schottky diodes (ideal ring mixer)  
**£2 PACKS:** 4 x BFY90 6 x 2N3819 7 x TIP31 7 x TIP32 3 x LM309K (5v 1A reg. TO3) 5 x used PTFE SO239 (round) **Special offer** BF981 60p (6 for £3) & BFR91 65p (5 for £3)

PLUS BARGAIN PACKS AS PREVIOUSLY ADVERTISED

ALSO STOCKED: Malsor Kits - Nevada Products - Spectrum Kits - Resistors - Capacitors - Diodes Switches - Regulators - Cable - Semiconductors - Connectors

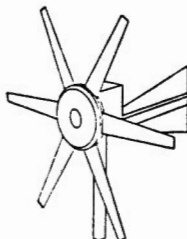
ACCESS : VISA : CHEQUE p&p 75p

Components & Amateur Radio Equipment Purchased

## RUTLAND WINDCHARGERS

- ★ Free power from the wind
- ★ Independent battery charging systems
- ★ Charging commences at 4mph (2m/s)
- ★ Charges 4Amps at 22mph (10m/s)
- ★ Ideal for remote telecoms, automatic feeders and lighting barns, sheds, etc.

For free brochure contact:



Marlec Eng Co Ltd, Unit K, Cavendish Ctyd  
Sallow Road, Corby, Northants NN17 1DZ  
Tel: 0536 201588 Fax: 0536 400211

### AERIAL TECHNIQUES

**AR300XL Aerial Rotor, Control Unit and Alignment Bearing**  
Rotor unit type AR300XL and control console. Continuous indication of beam heading. Clamps to 2" (52mm) max. mast and takes 1 1/2" (38mm) max. stub mast. 'Offset' type mounting. Vertical load carrying 45kg. Special offer £42.95 plus £2.95 p&p.  
AR1201 Alignment (support) bearing. Allows greater/higher head loads. Fitted above rotor. £18.10.

11 Kent Road, Parkstone, Poole, Dorset BH12 2EH.  
Tel: 0202 738232  
Fax: 0202 716951

Check your field strength with a **SADELTA SIGNAL METER**. Covers 4m, 2m and 70cm. A high quality signal strength meter, for VHF/UHF and CATV frequencies. 45-110MHz, 300MHz, 231-235MHz, 470-860MHz. Measures 20uV to 10mV. Digital Display for direct readout. Built-in speaker for AM/FM monitoring. Complete with carrying case. Spec. leaflet (S.A.E.) available.  
**£315.00 + £5.95 carriage & insurance**

ACCESS & VISA  
MAIL & TELEPHONE  
ORDERS WELCOME

Send 75p for our PRO/AM catalogue

Plus full range of Revco Diodes, air/marine antennas, rotators and all aerial hardware.

## QUARTZ CRYSTALS

QuartzLab MARKETING LTD

P.O. Box 19 Erith Kent DA88 1LH

QUARTZSLAB WOULD LIKE TO WISH THEIR CUSTOMERS OLD AND NEW A VERY MERRY CHRISTMAS AND A HAPPY NEW YEAR

Tel: (0322) 330830 Fax: (0322) 334904

Telex: 8813271 GECOMS — G (Attention QUARTSLAB)

An SAE with all enquiries please

### STOCK CRYSTALS

#### CRYSTALS FOR 2 METRES

HC25 £2.70 FOR ONE CRYSTAL or £2.50 EACH FOR 2 OR MORE

TX CRYSTALS RX CRYSTALS R0-R7, S6-S23

12MHz 30 & 40pF 44MHz Series Res 14/15MHz 30pF

Scanner Crystals (S89 crystals £3.45)

HC6 2.80 FOR ONE CRYSTAL £2.60 EACH FOR 2 OR MORE

TX CRYSTALS RX CRYSTALS R0-R7, S6-S23

4MHz 44MHz Series res R0-R7, S11, S20-23

4 METRE CRYSTALS FOR 70.26 IN HC6/U AT £2.80 each

TX 8.78250 RX 29.78000

70CM CRYSTALS £6.50/pr or £3.30 each

For Pye PF 1 PF2 x PF70 series and FDK MULTI U11

SU20 RB0 RB1 RB2 RB3 RB4 RB5 RB6 RB7 RB8 RB9 RB10 RB11 RB12

RB13 RB14 RB15. ALSO FOR MULTI U11 ONLY SU16 SU18

CONVERTER CRYSTALS IN HC18/U AT £3.30 each

22.00, 35.666, 42.000, 96.000, 116.000

HC6/U 1000kHz 10.000MHz

HC18/U 7.00MHz 10.00MHz 10.70MHz 48.00MHz 100.00MHz

TONEBURST, I.F. & MPU CRYSTALS IN HC18 £2.60 each

7.188 MHz (For 1750 Tone), 10.245 (For 10.7, I.F.)

3.2768 4.000 5.0668 10.2450 15.0000

YAESU CRYSTALS FOR FT101's etc £4.60 each

Many available ex stock (A list is available on request p&p send S.A.E.)

Full list available on request, please send SAE

### MADE TO ORDER CRYSTALS

FUNDAMENTALS	PRICE	OVERTONES	PRICE
FREQUENCY RANGE		FREQUENCY RANGE	
1.5 TO 2.0MHz	£5.90	3rd OVT 21.00 TO 65.00MHz	£5.25
2.0 TO 8.0MHz	£5.50	5th OVT 60.00 TO 110.00MHz	£5.90
6 TO 21MHz	£5.25	5th OVT 110.00 TO 125.00MHz	£8.60
21 TO 25MHz	£7.50	7th OVT 125.00 TO 175.00MHz	£11.60

DELIVERY 2.0 TO 175.00MHz 2 weeks approx.

Unless otherwise requested fundamentals will be supplied for 30 pf load

capacities and overtones for series resonant operation.

HOLDERS — PLEASE SPECIFY WHEN ORDERING — else HC25/U supplied

for XTLS above 3MHz.

HC6/U & HC33/U 1-175MHz

HC18/U & HC25/U 2-175MHz

HC17 add £1.00 HC45 add £3.75

DISCOUNTS Price on application for 10+ units to same frequency/spec or

bulk purchases of mixed frequencies.

COMMERCIAL CRYSTALS: available on fast delivery and at competitive

prices.

EMERGENCY SERVICE: FOR XTALS 1 TO 175MHz. Add the surcharge for

each XTAL. Days refer to working days. 4 days + £12. 6 days + £7. 8 days + £15.

13 days + £3.

CRYSTAL SOCKETS HC25 £0.25 ea. MINIMUM ORDER CHARGE £1.50

unless ordered with crystals.

TERMS: Cash with order post inc. to UK & Ireland. Cheques and PO's to

QSL LTD

PRICES INCLUDE VAT & POSTAGE



# Reflections

*Ron Ham welcomes you all to his new column 'Reflections', reminiscing on the past and chatting about most aspects of today's radio and propagation news.*

As many of you know, I have written a regular piece for *Practical Wireless* for the past 14 years and between you and me, each time the theme was beginning to write itself. The trusty Amstrads and their key banging predecessors were used to the prevailing style. Successive editors have said, "its time to give our readers a change". Well, I'm all for progress and besides, "he who pays the piper calls the tune", so, I am pleased to **Welcome** you to my new column and, as always, I will be delighted to hear from readers.


## Reflections

This new style means that you and me can chat about most aspects of radio without 'himself' pointing out that 'propagation is your bit so kindly stick to it!' In order to give us the necessary elbow room for a natter column I decided on '**Reflections**' for the new title, which means that in future issues I can 'reflect' on the past, talk about your use of computers in radio or converse about the more recent atmos-

pheric disturbances, which I hope many of you will continue to tell me about. Because the 'reflections' of radio-waves, normal or otherwise, are likely to be high on the discussion list, I used the Windows 'Paint' program packed with my Amstrad PC2086DD computer to produce the diagrams in **Fig. 1**. This shows you five different reflectors that are significant to all scientifically minded people, practical or otherwise.

## Antennas

Although long-wires or half-wave dipoles are about the most popular general purpose antennas in use, the ideal array for frequencies above 14MHz is a multi-element beam, **Fig. 1 (1)**. This antenna is directional because it has a reflector behind the driven element. In the case of the Yagi, used for domestic v.h.f. radio and u.h.f. television, or by amateur radio enthusiasts on their allocated bands from 14 to 1296MHz, the reflector may be a longer single rod, a grid or a stack of rods. However, in the microwave



**Fig. 2**

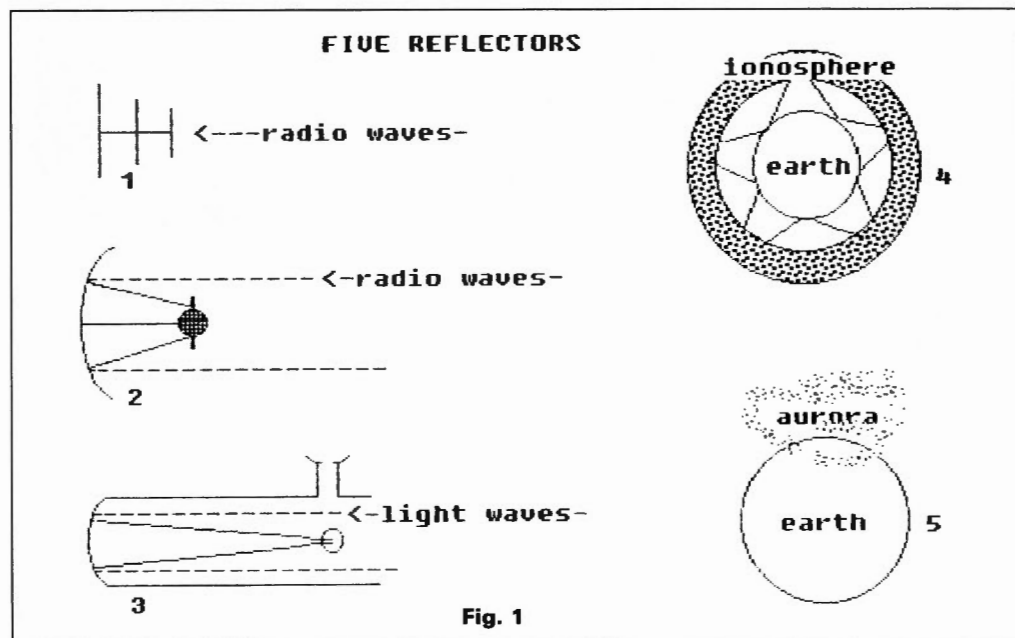
part of the electro-magnetic spectrum a parabola ('dish'), **Fig. 1 (2)**, is used to reflect the incoming radio waves on to a dipole, horn, wave-guide or whatever is fitted precisely at the focal point of the 'dish'. This is similar to the astronomical reflecting telescope, **Fig. 1 (3)** which gathers light from a celestial source with a parabolic mirror and reflects it toward a small flat mirror at its focal point. The starlight is then viewed through an eye piece pointing toward the flat mirror.

## Astronomy

Many of our readers have a general interest in astronomy and, like me, are members of the British Astronomical Association and know the observational capabilities of a Newtonian reflecting telescope. Those constellations of stars that contain strong radio sources, such as Cassiopeia or Cygnus, can be seen with the naked eye or a good pair of binoculars, but for a detailed study of the night sky then a properly mounted reflector is required. However, if, like me, you are an 'arm-chair' astronomer and interested in seeing what stars are where during the daylight hours, or visible from other places on earth, then software is available for some of the popular computers. So far, I have tried 'STAR TRACK+', (£19.95), by Discovery Software, 291 Cricklewood Lane, London NW2 2JL, tel: 081-840 5252, designed for the Amstrad PCW 8000 machines. 'The Night Sky' and 'Deep Space' for IBM/PCs from the range of astronomical programs listed by 'The Public Domain Software Library' in Crowborough, tel: (0892) 663298 and of course, I will be interested to hear about others that you know of or have used. Briefly, I found the programs easy to use. This is because their menu requests date, time and geographical co-ordinates before displaying the appropriate stars. This also improves your knowledge of geography and time zones. Both of these subjects are very much allied to radio, in addition to being good teaching aids for astronomy.

## Great Swarms

Meteor scatter programs can assist radio enthusiasts who have a special interest in contacting other stations by meteor trail reflection (that word again, hi). It could be advantageous to let your computer show you the position and surroundings of an expected meteor shower




**Fig. 1**



as seen from the locations of each participant in such a QSO.

During its annual orbit around the sun, the earth encounters great swarms of tiny solid particles called meteors which, on collision with our atmosphere, burn up and leave a fading trail of ionised gasses. These swarms are known as 'showers' and although meteor particles only manifest themselves about 100km above us, the name of each shower is derived from the constellation of stars, many light years away, from which the radiants of the meteors appear to come. For example, next year on November 18 you should look towards the constellation of Leo for the peak of the 'Leonids' shower and listen for some fast

**Moore** (Selsey) observes the sun, weather permitting, and, via his projection apparatus makes frequent drawings of the prevailing sunspots, as on September 20, **Fig. 2**. During September, **Ron Livesey** (Edinburgh), using a 2.5in refractor telescope and a 4in projection screen located active areas on the sun on days 3, 8, 9, 15, 22, 24, 26 and 29. Ron is the auroral co-ordinator for the British Astronomical Association and received reports of 'glows' from observers in parts of Scotland for the overnight hours of September 13, 14, 16, 18, 19, 21, 22, 24, 25 and 28, 'rays' on the 20th and 'active storm' on the 16th. **Doug Smillie** (Wishaw) noted weak auroral reflected signals on 144MHz



**Fig. 3**

Morse coded signals in the c.w. sections of the higher h.f. and v.h.f. amateur bands. Other peaks for your diary in 1991 are the 'Quadrantids' on January 4, 'Lyrids' on April 22, 'Perseids' on August 13, 'Orionids' on October 22 and the 'Geminids' and 'Ursids' on December 14 and 23 respectively. Members of the BAA members can refer to page 89 of their 1991 handbook.

### Interesting Effects

Another important area of radio signal reflection is the ionosphere, **Fig. 1 (4)** which, broadly speaking, is dependant on radiation from the sun for its general condition and, an aurora, **Fig. 1 (5)**, which often appears around the earth's polar regions following a period of sunspot activity. Disturbance by a solar flare to the calculated bending of terrestrial radio waves by the ionosphere can cause a total radio black-out, rapidly fading signals or an almost mirror image type reflection. On the other hand an aurora, named 'Australis' when seen in the south and 'Borealis' in the north is a natural display of dancing coloured light, but, when it reflects radio-waves it transforms c.w. into a low pitched 'rasp' and s.s.b. transmissions into a 'ghostly' whisper.

In order that we may see a likely cause of a disturbance, **Patrick**

from the Lerwick beacon (GB3LER) on the 18th. **Neil Clarke G0CAS** (Ferrybridge) reports that in September the solar flux climbed from 154 units on the 6th to 208 units on the 19th and by the 29th had declined to 149 units. Neil further told me that the 'Ap' magnetic index was "mostly unsettled to active with six days when the field was quiet" and added, "the most active days were the 12th and 15th with an 'Ap' index of 24.

Another consistent solar observer is **Cmdr Henry Hatfield** (Sevenoaks) who uses a spectrohelioscope and a radio-telescope. He reports that during October he located 2 sunspot groups on the 1st, 4 on the 4th, 3 on the 12th and 13th, 4 on the 16th and 2, "one with a very long chain of 7 spots", on the 26th. He also recorded periods of continual solar radio noise at 136MHz, warning of sunspot activity, periodically on the 8th and individual bursts of noise at midday on the 17th, 18th and 20th. At 0851 on October 16, **Ern Warwick** (Plymouth) heard a weak auroral warning from the German beacon DK0WCY on 10.144MHz. It is interesting to note that **Simon Hamer** (New Radnor) received 'smeary' television pictures in Band I, via a disturbed 'F2' region of the ionosphere, from Dubai and Iran, on Ch. E2 (48.25MHz) on October 23 and

Australia on Ch. A0 (46.25MHz) around 0740 on the 27th.

### Reflections Over 50 years


During a tropospheric opening on October 22/23, **Leo Barr** (Sunderland) using his AOR AR-800 scanner on 433MHz, heard a couple of amateurs, through the Newcastle u.h.f. repeater, saying that "both 70cms and 2m were wide-open to western Europe". With this in mind, Leo then checked the domestic v.h.f. Band II (87.5 to 106MHz) with his Matsui MR-4099 and Philips FCD-463 receivers and found "lots of stations from Western Europe, too many to note or identify." Also on the 23rd, **Simon Hamer** received pictures from Denmark, Norway and Sweden in Band III (175-230MHz) and Denmark and Sweden on several spots in the u.h.f. bands IV (471-608MHz) and V (615-855MHz).

Because it's now so easy, with our 'hi-tec' gear, to talk about hearing, seeing or working DX on the amateur, citizens, or commercial u.h.f. bands, ranging from 450 to 950MHz, I want to refer back 50 years to July 1940, when the second edition of the *Amateur Radio Handbook* was published by the RSGB. Although its Chapter 17, entitled 'Ultra-High Frequency Equipment', has a picture of a "transmitting acorn" valve good to 600MHz, the text is mainly devoted to 56 and 112MHz operation. This is a fascinating book and well ahead of its

only kept the tuning unit, **Fig. 3**. If you don't believe such a tuner could exist, take a closer look at the well screened antenna filters (right), r.f. amplifier and mixer box (centre), the local oscillator (left) and the mechanical gear train which runs through the unit and is operated from the tuning knob on the right. More of the gears, the inter-section coupling quadrants and the rear of the dial (top) are visible in **Fig. 4**. This is now backwards to **Fig. 3** with the local oscillator box on the right.

When the screening cover was unbolted from the centre section it revealed a pair of triodes (NR88 - which incidentally means 'Navy Receiving' type 88) mounted (top left) above silver-plated brass-vened variable capacitors and what looks like a CS2A diode mixer (top centre right). Each of the two valves required 6.3V at 0.25A for the filament and up to 250V on its anode.

While you DXers are still astounded, let's come forward to 1962/1963 when there was so little activity on the 432MHz band that a subsidiary of the G.E.C., 'The M-O Valve Company', set up a beacon transmitter. The beacon was located at their Hammersmith, London, works operating on 431.5MHz with the call sign GB3GEC. This was intended to test propagation and give all of us who were building, and testing converters and antennas a consistent signal to 'play' with. Don't laugh too much readers, but I built a trough-line pre-amp, in an oblong copper box, using a PC88



**Fig. 4**

time. Around that period Hallicrafters built the 'S27' and 'S36' communications receivers for the US Navy which, using acorn valves (954, 955 & 956) in the tuner, had an upper frequency of 140MHz. Before the end of WWII some airborne i.f.f. (identification friend of foe) and Radar sets were working in the 300-500MHz region.

Several years ago I came across an ex-WWII receiver which tuned between 300 and 630MHz. It was so big, heavy and incomplete that I

valve. It had gold-plated pins, mounted in a p.t.f.e. holder at one end and a bolt and washer, acting as a variable capacitor to 'peak it up', along the top centre. It worked! I hold a letter from the technical manager of the M.O.V.C. dated 29 April 1963, confirming my report on their beacon's signal.

Don't forget to write to me at 'Faraday', Greyfriars, Storrington, West Sussex RH20 4HE.

### Reflections

# Valve Technology & Characteristics Part 5

## Theory

*We've reached amplification at radio frequencies, and Peter Buchan G3INR talks about the techniques in part five of Valve Technology.*

Having seen that a valve could amplify at audio frequencies, we now turn to radio frequencies. The pentode is also very good at h.f. where tuned anode loads are used. The illustration Fig. 5.1 shows an EF91 pentode amplifier circuit with a tuned anode load. Shown in Fig. 5.2 are the characteristics for the EF91, you will see that the operating point 'Q' on the upper line has been chosen to lie below the dissipation curve, requiring a bias of about -2.0V. Because the resistance of the tuned circuit coil is very low indeed, there will be practically no voltage drop across it at d.c. Therefore the supply voltage and the anode voltage will be the same, i.e. 250V. The constants for the EF91 are gm 7.6mA/V,  $r_a$  0.5M $\Omega$  and  $\mu$  about 3,800.

### Loading Up

As before we determine the load line just touching the  $P_{a(max)}$  limit line at the operating voltage shown as the upper line in Fig. 5.2. Also from this line it may be seen that to obtain maximum swing without exceeding  $P_{a(max)}$ , we need a resistance (impedance) of around 25k $\Omega$  to swing the anode voltage through say 200V. So where does the 25k $\Omega$  come from? In the circuit diagram Fig. 5.1 you will see that there is a tuned circuit in the anode circuit of the valve, and it is from this and the following circuit that we shall get our 25k $\Omega$  load.

First we must decide at what frequency the valve circuit is to amplify. Let's say that we want to provide some amplification at one of the QRP frequencies, assume 3.560MHz. Well of course there is a very large number of combinations of L and C that resonate at 3.560MHz, but if we choose a combination that will have a loaded Q (quality figure) of not more than, say 25, then the losses will not be too great, (for a power amplifier, a Q of about 10 is high enough).

The term Q, which is purely numerical, may be determined from the measurement (or predicted) bandwidth of the tuned circuit, using the formula:

$$Q \text{ Figure} = \frac{F_{\text{centre}}}{F_{3dB(\text{high})} - F_{3dB(\text{low})}}$$

Let's take the values:  $L=50\mu\text{H}$  and  $C=40\text{pF}$ . This capacitance includes the capacities  $C_{ak}$ , and the circuit 'strays' (illustrated in Fig. 4.3 in part four PW page 25 Dec. 90). The unloaded Q of this circuit will be high, so much so, that the resonant resistance  $R_D = L/CR$  is also very high. The value 'R' referred to is the component 'r' in Fig 5.1. This is the a.c. resistance of the coil. I have assumed the r.f. resistance of the coil to be, nominally, about 10 $\Omega$ . The additional loading required will have to come from the load this stage is to drive. This load may be coupled into the tuned circuit by transformer or link coupling, or RC coupling of some value.

Probably some of you will be asking the question, 'where does the voltage come from when the load line swings above the supply line of 250V? If the supply is fixed at 250V how can the anode voltage rise above it?' Well the additional voltage is developed across the tuned circuit. The answer is, as the energy is changed from charge, in the capacitor, to magnetic in the coil this causes an e.m.f. in the coil. This extra voltage is created by the combination of the L and C, aided by the Q of the circuit. A design feature for tuned circuit is to arrange that the dynamic resistance ( $R_D$ ), at resonance, is about 10% the  $r_a$  of the valve. In our case it is somewhat greater at about 20% of  $r_a$ .

$$R_D = \frac{L}{Cr} = \frac{5.0 \times 10^{-5}}{(4.0 \times 10^{-11}) \times 10} = 125\text{k}\Omega$$

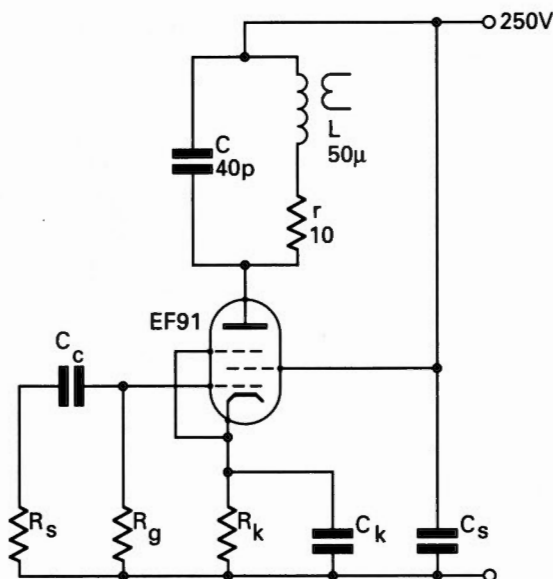


Fig 5.1: Circuit of a tuned amplifier using an EF91 r.f. pentode.

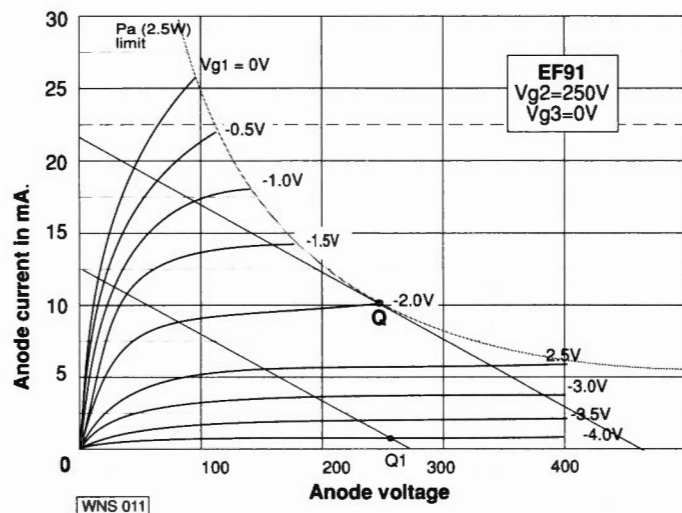
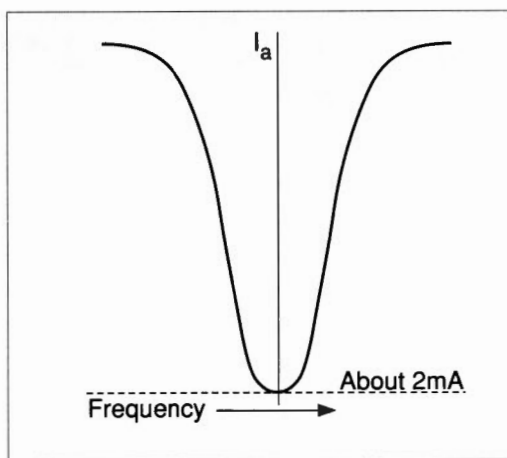
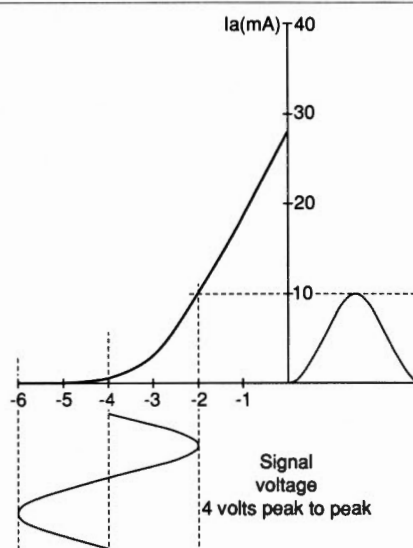


Fig. 5.2: The characteristic of the EF91 biased at -2.0V, this is further explained in the text, but note the lower load-line showing the valve biased at -4V.



**Fig. 5.3: The unloaded anode current as the frequency is swung about the resonance point of the circuit. This shows a distinct fall of  $I_a$  to about 2mA at resonance,  $R_D$  is about 125k $\Omega$ .**



**Fig. 5.4: At the new bias level of -4V showing the 'peakiness' of the anode current.**

Another point worth noting is that when a signal is applied to the control grid  $g_1$ , of the valve the anode dissipation actually goes down. This is due to the fact the anode voltage and current are out of phase, and consequently the average power is less. If the anode load were to be the unloaded  $R_D$  of the circuit (125k $\Omega$ ), then the load line would pass through the 1mA/250V point of the characteristics curves. (to meet the 2mA position of  $i_a$  at 0V, this equates to a  $v_{g1}$  of -4V)

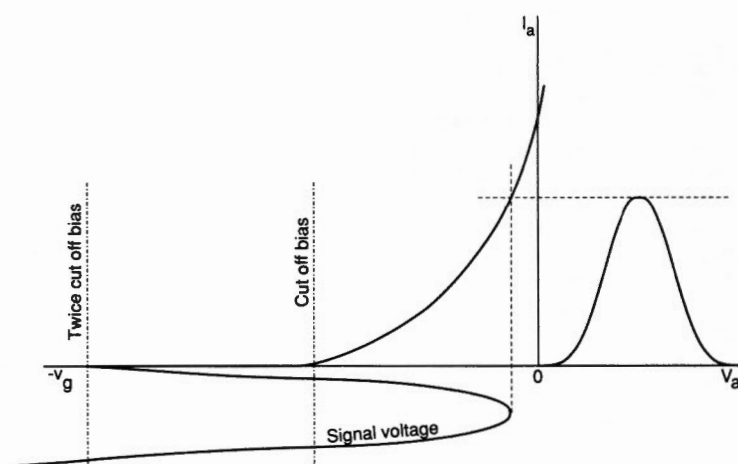
### Lower Dissipation

This increased bias of -4.0V requires an increase in the cathode resistor to 3.9k $\Omega$ , other components remaining the same. The immediate effect of this increase in bias is to allow the valve to run much cooler when quiescent. Only 0.25W is dissipated, ten times less than before. The disadvantage is that the circuit can no longer perform the duty of a class A amplifier, and in addition considerably more signal voltage will be required at  $g_1$ . This is usually no great problem. The curve shown in Fig. 5.3 is the plot of unloaded  $i_a$  (vertical) against frequency (horizontal). Under the grid bias and drive conditions are shown graphically in Fig. 5.4.

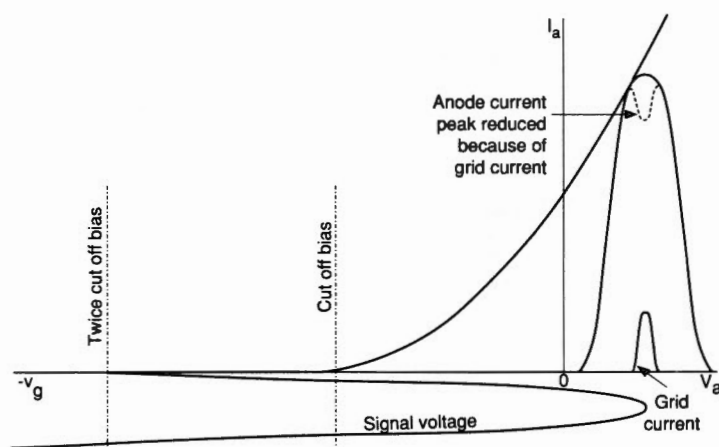
A study shows that if the signal voltage were to be made 4V peak to peak, the anode current  $i_a$ , on positive peaks, would rise to about 10mA (the original 'Q' point of the circuit). Only half the signal gets through of course, but the 'magic' here is that the tuned circuit, by virtue of its simple harmonic motion, will create a sinusoid out of the positive-going half wave!

### More Efficient

With this level of bias the valve is approaching cut-off, that is to say the anode current is nearing a point where it will stop flowing. To reduce anode current to zero a bias voltage of at least -5V would be needed. Valves used with this level of bias would be operating in what is known as class 'B', and used singly would usually have a tuned circuit anode load. Efficiency improves with class 'B' operation because anode current flows only in the presence of a signal. Only a slight modification to the conditions



**Fig. 5.5: Almost full drive under class 'C' operation showing how the drive voltage has increased.**



**Fig. 5.6: Rather more drive, taking the valve into grid current, and the subsequent slight 'flattening' of the anode current peak.**



# LOWE LANDS AT HEATHROW!

We are very pleased to announce that you now have a choice of Lowe branches in and around London. You will probably know our first outlet at Eastcote run by Fred G4RJS, but to help those coming in by car or plane we have opened our newest branch right beside the M4 near Heathrow. The map shows how close we are to the motorway, indeed it shows how close we are to the entire motorway network.

Initially it will be run by Barrie Kissack G3MTD and a permanent manager will be appointed within the next six months (a job opportunity here for someone). The Lowe Heathrow branch will be different from our other branches in one major respect. In addition to Kenwood equipment, we will be stocking most of the other well known brands from the market leaders, plus a strong representation of scanners and specialist receivers aimed at the aeronautical enthusiast. In addition the range on offer will be complemented by a selection of communication products for the marine, PMR and HF SSB commercial markets, plus the very latest in high performance communications receivers.

The opening of this branch marks the start of a new series of Lowe Global Communications Centres being set up around the country. They will all offer an unequalled combination of long experience, knowledgeable advice, complete product coverage and the best service in the business.


If you want radio at its best, Look to Lowe.



TS-950S



TS-140S



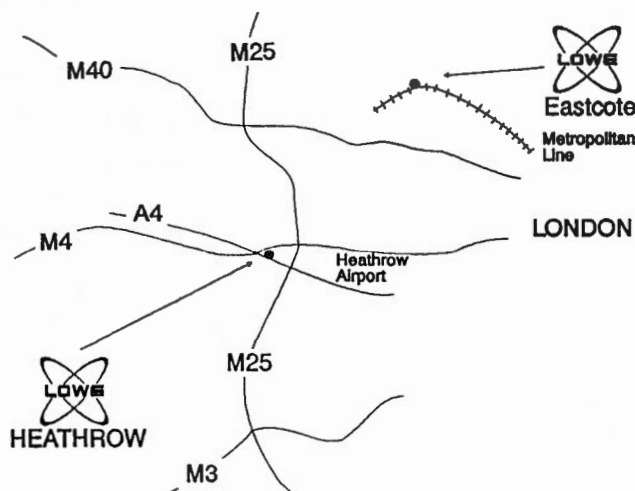
TH-77E



TH-27E



TH-26E



## HOW TO FIND US

The new Lowe shop at Heathrow is located just 50 feet from the main A4, 200 yards from the M4 access roundabout at junction 5.

Leave the M4 at junction 5 and take the A4 from the roundabout towards Heathrow Airport and London. After about 200 yards you will see a gap in the brick wall on the left hand side. We are directly through the gap — next door to a fish and chip shop if you are feeling hungry! You can either pull up on the grass verge and walk through the gap, or alternatively carry on another 300 yards and turn first left at the lights into Sutton Lane then first left again into Trent Road. This will bring you out right in front of the shop, where you can park for free without a yellow line in sight.

## LOWE ELECTRONICS LTD

6 CHERWELL CLOSE, LANGLEY, SLOUGH, BERKS SL3 8XB

Telephone: 0753 45255

Fax: 0753 45277



shown graphically in Fig. 5.4 would be needed.

Doubling the bias to around twice the cut-off value takes the valve into class 'C' operation, and it was this level of operation that featured in the c.w./a.m. transmitters of the days before s.s.b.. See Fig. 5.5 for an illustration of this. For maximum power out and efficiency, the valve would normally be driven into grid current, which increases the drive power requirements appreciably. Look at Fig. 5.6 for these details. It also has the side effect of driving the valve further into class 'C' operation due to the rectifying action of the grid current.

The EF91 valve is not suitable for power amplification but it could be used for QRP work and would provide perhaps one or two watts of r.f.

power if operated close to cut-off. At this point you must make sure that the signal does not take the  $g_1$  voltage too close to zero. This precaution should prevent  $g_1$  drawing grid current, for which it is not designed, and so preventing damage to the valve.

This brief look at a valve circuit with a tuned load is really to introduce the idea, there is so much more that could be said about valves and amplifiers, but space does not permit.

*Although this is the last article in this series, should you have any particular queries on the areas covered throughout, then please write in and let us know. Perhaps then we could get Peter to cover it in a little more detail, Ed.* **PW**

# CB CORNER

*Technicalities to the fore this month, as Rick Maybury deliberates on the technicalities and non-sensities of CB.*

Until now I've tended to dwell on the wider aspects of CB in this country but perhaps it's time to take a somewhat closer look at the nuts, bolts and sticky tape of this highly addictive, not to say contentious pastime.

## Fearful First

I clearly remember opening up my first CB transceiver, purchased surreptitiously on a business trip to Germany in the late seventies. The sight that greeted me was a simple one-piece p.c.b., populated by reassuringly familiar discrete components. I mention this because, delving inside the innards of a new, hot-off-the-line CB rig last week, reminded me how little they've changed in all that time. Indeed, one or two makes appear to be still using a p.c.b. design that dates back almost ten years.

## Digital What?

The digital revolution has all but by-passed CB. Features which, on everyday domestic radio equipment, we take for granted, are conspicuous by their absence on CB. Over the years one or two brave manufacturers have dabbled with microprocessor-controlled scanning facilities, push-button controls, l.c.d. channel displays and other 'high-tech' enhancements. However, in spite of these attempts, nine out of ten rigs today still have a mechanically-operated rotary channel selector, moving coil signal strength/r.f. power meter and a two digit l.e.d. display controlled by contacts on the rotary channel switch. This is by no means the most tried and tested portion. The microphone design goes back at least thirty years!

## Obvious Reasons

Why should that be? There are two fairly obvious reasons for this state of affairs. The concept of CB has always been about simplicity and economy. Any half-decent 27/81 or CEPT mobile rig will set you back between £50 to £70, (unless you are able to shop around). At that price it's an affordable, entertaining and occasionally very useful addition to the family home or car. Taking inflation into account the real price of CB has remained more or less static since legalisation back in 1981, and would almost certainly have fallen but for the levelling off of demand following the boom in years after that. Fancy digital displays, search systems and high-performance microphones

would quickly bump up its price. This would turn a utilitarian product into a luxury object and that's not what CB is about.

## Plain Vanilla

There's a lot to be said for sticking with the tried and tested. The old maxim that says 'If it ain't broke, don't fix it', seems to hold true for CB rig designers. Many designs may go back at least ten years but that's far from being a disadvantage. In fact the advantage is that these old techniques have long since had all the wrinkles ironed out. Even when the worst happens, a sick, dying or even dead rig can be brought back to full health by any CB 'doctor' with a modicum of intelligence, a circuit diagram and fairly basic test and repair facilities. Almost all rigs are built using inexpensive off-the-shelf components. Faults are normally simple to trace and correct and apart from one or two chips (synthesizer and audio amplifier) configurations are familiar and easy to understand.

## Skin Deep

Considering the tight CEPT specification, no matter how much money a manufacturer might spend developing a transceiver there's little they can do to improve the performance of a 4W, 40-channel f.m. rig operating on the 27MHz band. Manufacturers know this, so most of the top-end units that have appeared over the years have exotic displays and control systems. Under the skin they are

often little more than eye-catching cosmetic exercises, built around the same old transceiver boards found in rigs costing half as much.


Given that CB is also a fairly classless pursuit and, that CBers never actually meet their fellow-users face to face, there's really not much point lashing out several hundred quid on the latest piece of 'high-tech' wizardry, especially if no-one's ever going to hear, or see the difference!

## Modulation Moans

This may go some way towards explaining why some users who have an irritating preoccupation with sound-effects, 'Echo' microphones and other equally annoying 'squawk-boxes' occasionally proliferate in some areas. There seems to be an irrational need in certain types of people wishing to make themselves sound different. The simplest and cheapest way to do that is to fiddle with the audio input of their rig with some kind of add-on box of tricks. 'Echo' microphones get my vote for the daftest accessory yet devised. (Any other suggestions? Answers please, to the Poole office Ed). It's not as if the user can actually hear the effect for themselves!

The CB channels can be busy and noisy at the best of times, so why someone should deliberately choose to make themselves even more unintelligible escapes me, but that's CB for you. **PW**





# SATELLITE SCENE

by Pat Gowen G3IOR

Welcome to 'Satellite Scene'! I hope you'll join me as I take a regular look at the fascinating world of AMSAT activity. So, after the welcome - straight into what's happening.

It's confidently expected that Oscar-10, AO-10, will once again receive enough solar 'input' to support a well-charged battery. This will of course help provide Mode B transponder operation and we hope that it'll be 'up and running' by 17 November 1990. With a little luck it will then continue operating until 9 February 1991 but please check first for the latest operational news on the AMSAT nets.

We're ready for your advice now! Your suggestions on the most useful operating schedule for UoSAT-2, should be sent to UoSAT at the University of Surrey, Department of Electronic and Electrical Engineering, Guildford, Surrey GU2 5XH. Do this as soon as possible, so that they can be taken into account during an operations review which will be taking place soon.

## Transponder Schedule

On or near to December 26, a new transponder operational schedule will be programmed into OSCAR-13. Until then, the current plan is for the satellite to be in Mode B from Mean Anomaly 000 to 095, Mode JL from MA 095 to MA 125, Mode LS from MA 125 to MA 130, Mode S from MA 130 to MA 135, Mode BS from MA 135 to MA 140, and back into Mode B again between MA 140 to MA 256.

The omni-directional antennas will be in use from MA 220 through perigee to MA 040. The command stations are attempting to orient the spacecraft to an attitude of BLON=180 and BLAT=0. Once magnetorquing stabilisation has been completed, a more precise attitude and schedule will be published.

The latest estimate at the end of October was ALON 178.6 and ALAT 0.5, producing 90.6% solar cell illumination, with ALON 179.7 and ALAT 3.3 expected on 24 December 1990, when the next change is likely.

There's been a lot of DX activity through AO-13, with the Zimbabwe station being extremely busy. They were so busy that they reported well over 100 QSOs in the first day of operation! Many W, JA and European stations are on, but G0DLG was particularly delighted to make a QSO with a really rare station in the form of V73AT on the Marshall Islands.

*Pat Gowen G3IOR looks at the latest news on the main operational satellites and manned missions, followed by the latest information about 'amateur radio in orbit'.*

## High Power Dove

The 800km high DO-17 DOVE satellite is now running its AX25 1200 bauds at full power. The satellite provides an excellent signal. It's a rare day when I don't receive a letter asking for details about DOVE from packet fans not familiar with satellites who have come across its powerful 145.825MHz signal. The following telemetry and good news was received by me using just a hand-held 2m receiver on 145.825MHz, well above my computer generated QRM:

"DOVE-1>TIME-1 <UI>:PHT: uptime is 082/08:50:02. Time is Wed Oct 24 10:59:19 1990

DOVE-1>TLM <UI>:00:5A 01:59 02:8A 03:32 04:5A 05:59 06:6E 07:4E 08:6E 09:6B 0A:

2 0B:FC 0C:E8 0D:DC 0E:FF 0F:25 10:DD 11:A5 12:03 13:DF 14:A6 15:B2

16:73 17:6F 18:74 19:74 1A:72 1B:04 1C:77 1D:72 1E:D4 1F:67 20:CF

DOVE-1>TLM <UI>:21:CB 22:7A 23:30 24:2A 25:24 26:02 27:10 28:02 29:01 2A:03 2B:88

2C:02 2D:6D 2E:5A 2F:A2 30:D1 31:A2 32:11 33:CE 34:AA 35:A0 36:A937:AA 38:94

DOVE-1>STATUS <UI>: 80 00 00 84 05 18 BB 02 00 B0 00 00 0A 0C 3C 05 0B 00 04 04

D O V E - 1 > B R A M S T <UI>:GNO4AWWA4ONG

## New System

"The new file system will be loaded to PACSAT and BBS operations will commence in the next couple of days. Upon testing file the system there, DOVE will be reloaded. This will occur next week. 73 de BM". (Bob McGwier, information dated Oct.18)

DOVE-1>LSTAT <UI>:I P:0x3000 o:0 l:13081 f:13081, d:0 DOVE-1>WASH <UI>:wash addr:2ec0:0000, edac=0xbd"

## Effortless Program

Stan Jackson G4LWM of Preston has developed a program that takes much of the effort out of the manual decoding, as described in our November 1990 column in 'Backscatter'. PW are offering the results of the voltages, currents and powers discovered at 1100UTC on October 11 in return for a s.a.e.

John Branegan GM4IHJ, following the popularity of his UoSAT-3 Manual, has now produced an equally excellent book for the DO-17 satellite called the *Dove Operating Manual*. The 27 pages of information, plus 10 more of appendices covers all aspects in a down-to-earth format. It includes an introduction, the hardware, what DOVE is, how to hear it, and what you can hear and read on it. Dove's computer, digital and voice transmissions are explained, how to find and receive them, and the connections needed to the TNC and computer are also covered.

Eight initial experiments are detailed on the telemetry: the sun, eclipse, battery monitoring, the temperatures, Doppler shift, orbit determination and problems. The appendices give the full decode, orbits and predictions, LAP1 Language Arts Project 1, as well as the software and antennas best suited for DOVE.

## Good Book

The manual provides all the information you need for using DOVE in clear and unambiguous sections. It's also free of the normal 'hi-tec' complicated jargon. This manual is an absolute 'must' for anyone who plans to use the satellite for space environment research, experimentation and particularly as a tool in education.

The manual is only available from GM4IHJ at 8 Whitehills, Saline, Fife, Scotland KY12 9UJ, for £4.50 by post in the UK. Orders from abroad need extra postage, so you should add at least an extra

£1.00. The book production is a non-profit making venture. John says "If any overseas AMSAT group wish to print it, I would revise the graphics for them and let them produce it from my discs".

## Webersat Watchers

The current list of stations known to be taking pictures from the WEBERSAT camera are SM5BVF, K8TL, DG3CAN, ZS5NO, I3RUF, VK3DFO, HB9AZQ, PA3DVG, KD8SI, JA1OGZ, G4WFG, LU8DYF, SV3KH, DL1YDD, DL8NCI, LU7XAC, ON5PV, VS6VU, JA6FTL, N0JVH, DF5DP and OH2SN. If you are active, or know of anyone else who participates, please help to update this listing provided by Tom K8TL, QTHR.

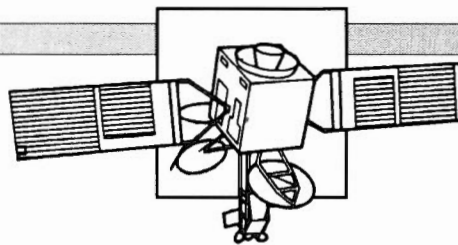
## RM-1

Leo Labutin UA3CR, back from a Berlin meeting with DB2OS, reported a delay in the RM-1 launch. It was expected to go aloft either on November 21 or 29 with a pre and post launch on the air launch net on s.s.b. and packet radio to give details and take incoming telemetry. Signals were expected from orbit as soon as it was powered-up, on either 145.822 or 145.948MHz, as it defaults to c.w. telemetry on activation. The TLM beyond the UA command horizon is needed by the command team, and may be fed back by the nets or by packet radio.

G4CUO is greatly looking forward to performing some 'cross-satellite' QSOs by uplinking to RM-1 on 70cm and using RS-10 as a 2m to 10m 'i.f.', so he hopes it will be on Mode B frequently.

## BADR-1

Any stations receiving signals from the BADR-1 spacecraft on 145.825MHz and 144.010/028MHz are requested to please send brief details to UoSAT at the University of Surrey QTH supplied. However, the latest Keplerian elements available dictates that by 27 November 1990 the perigee would be reduced to only 129km high. As the critical height for re-entry is generally agreed to be 130km, it is not really expected that BADR-1 will be around for you to hear at this time. This news will undoubtedly delight most 144MHz DX and e.m.e. operators as well as many satellite fans!



## SALYUT-7


Further to my last month's forecast of the re-entry between late December 1990 and early March 1991 of the large SALYUT-7 space station, Nico PA0DLO, reports that SALYUT 7 is definitely coming down. There's no fuel on board the old station. As the Soviets have lost control over the station they've seemingly given it up for lost.

There's an extra module, COSMOS-1686 (frequency 19.955MHz) still docked to SALYUT 7. Because of the big mass of the station, we may certainly expect parts (of up to a few hundred kilograms!) to reach the earth's surface.

Nico also reported that, because of the orbit inclination, this debris can only come down between 51.5° north and 51.5° south latitude. Although the numbers vary a lot, Nico now expects the decay and final re-entry sometime in January 1991.

## Fall-Out Competition!

A prize of a handsome selection of Russian space achievement commemoration stamps is offered to that reader who, within a clear week prior to final decay, sends by mail, radio, telephone or packet radio that which calculates or guesses the nearest UTC time and date when SALYUT-7 returns to earth. There's a maximum of three entries each per reader. Send your entries to G3IOR, QTH as given, via the AMSAT Nets, or via packet to G3IOR @ GB7VLS or GB7LDI.



U2MIR QSL Card.

## Keplerian Elements

For every one who asks for continuity and even restoration of monthly sets of Keplerian elements, another points out the numerous alternative sources. When we publish the elements we have to cut some news, in order to make space for them. It is quite true to say that alternative sets are to be found on the packet radio network from at least four sources (W3IWI, G1LYH, FC1EBN and G3RWL), on all of the AMSAT nets, in regular data available from AMSAT-UK, and by telephone BBSs.

*Practical Wireless* are considering offering the latest sets in return for a stamped self-addressed envelope if the need is demonstrated by readers. Really, the source preference is up to you, the readers and users. If you need us to continue to publish them on a



Author Pat Gowen G3IOR.

regular basis, or if you feel the alternatives offered are sufficient for your needs, so permitting more satellite news, please drop a line QTHR or let me know on packet as G3LDI @ GB7VLS or GB7LDI.

## Christmas Gifts

Christmas is here again! Should you already possess a surfeit of socks, shirts, ties and handkerchiefs, among the recommended good books available which describe how to operate specific satellites are :-

(1) *FUJI Oscar-12* which also holds true for Oscar-20, published by JAMSAT and available from the RSGB, Lambda House, Cranborne Road, Potters Bar, Herts EN6 3JE.

(2) *OSCAR-13* published and available from AMSAT-UK, G3AAJ QTHR, also from the RSGB.

(3) *UoSAT-3 Oscar-14 Operating Manual* available from GM4IHJ QTHR.

(4) *DOVE Operating Manual* also available from GM4IHJ.

The above single topic books miss out RS-10/11, UoSAT-2, PACSAT, WEBERSAT and LUSAT, but these and all the other satellites, plus Aurora, Meteor Scatter, EME and Microwave satellites, are all covered in a comprehensive *RSGB Space Radio Handbook* due to make its appearance in December.

AMSAT-UK have a booklet devoted to starting on amateur satellites and numerous other publications available. A request with s.a.s.e. to G3AAJ will get you a list of those available. You can also write to me at:

17 Heath Crescent, Helleston, Norwich, Norfolk, NR6 6DX.

Finally - I'd like to wish a happy Christmas and new year to you all!

# Wanna Swap!

Have AR800E complete with discone antenna, a.c. adapter/charger. Plus Matsui MR-4099 World Band receiver complete with p.s.u. Would exchange both for an FT-690 MkII, dual-band hand-held, or 934MHz CB radio. Cash adjustment or haggle. Tel: Ian G1HQK on 081-517 8277.

Have JVC TV CX-60GB multi-synch system, with 130mm tube, cost about £300, any offers w.h.y? Also wanted any *PW* magazines pre-1976, also any Eddystone magazines or *Popular Communications*. I am also looking for information, no matter how little on the NRD-505, costs paid. Mike Evans, 120 Loughton Way, Buckhurst Hill, Essex IG9 6AR.

Have Yaesu FT-747GX transceiver, in good condition, about 12 months old. Would exchange for a good receiver from such makes as Yaesu, Kenwood or Trio of similar age and condition and value Tel: Martyn on 051-924 5643.

Have the cabinet/chassis work for the G2DAF MkII s.b. transmitter, GEC rack mounted i.f. oscillator (50Hz-16kHz). A linear L50 amplifier, a TV screen magnifier. Also various parts for T1154, and an Emidicta dictating machine, an Eddystone 400 chassis and cabinet. Would exchange for Eddystone equipment or accessories w.h.y? Tel: Andrew Humphriss on (0926) 400876.

Have PC software Ashton-Tate dBaseIII+ and Lotus Freelance. Would exchange for a good short wave receiver capable of receiving s.s.b. Tel: Mike on (0625) 527187.

Wanted a memory unit for a Yaesu FRG-7700, I am unable to find one and they are apparently no longer made. Help! Tel: John on Leeds 707964.

Have Eddystone speaker type S688/A. Would exchange for National table model speaker (v.g.c.). I am also looking for a HRO receiver for spares. Tel: Bill on 041-649 4345.

Have six-band Eddystone v.h.f. receiver with very large dial. Would exchange for a Hallicrafter or other valved h.f. all-band set. Tel: F. Walker on Cambridge (0223) 241088.

Have Matsui MR-4099 all-band receiver and JVC stereo tuner-amplifier both in as new. Would exchange for an FRG-7 receiver, Midi gear or w.h.y. Tel: Seon Smyth on (0436) 71181.

Have Yaesu FT-290R MkI all-mode with microphone, NiCads, flexible and telescopic antennas. Valued at about £225. Would exchange for a synthesised 430MHz mobile rig with a minimum of 10W output. Tel: Kevin on (0782) 314383.

Have AR950 100 channel scanning receiver, less than one year old. Would exchange for an h.f. portable scanner or w.h.y. Tel: Alan on (0223) 412236.

Have Icom R-100 receiver 0.5-1800MHz a.m./f.m./s.s.b. Has 100 memories and built-in pre-amplifier. Would exchange for NRD-515/525, Icom R-71 or Lowe HF225. Tel: Ian on Derby (0332) 668272.

**Dave Woodhall ZS6BNT/G3ZGZ** from South Africa concludes his fascinating tale of ATV aloft in a balloon carrying amateur radio (BACAR). We left him last time prepared to call off the flight if a better transmitter could not be found.

"Right, it's now Friday, the day before the launch, and everything's been checked out on the bench but the package has not been finally integrated, as the builder of the switch-mode power supply will only deliver the p.s.u. this evening. Just in case this didn't work I had built up a 12V regulator using a low-volt-drop three-terminal device. This would work but may give us a shorter operational life. The package had been put together with only the power supply missing and, had been running on dummy loads for about 24 hours. The camera was mounted at the bottom of the package and was giving good pictures back to the TV set in the house. The telemetry was running well and giving good data back to the computer in the shack. Perhaps the antennas should be connected and the package left running? When this was done the TV picture in the house disappeared and was replaced with herringbone patterns. It turned out that the RTTY downlink transmitter was getting into the video transmitter, not the modulator or camera. This was cured by replacing the transmitter with another unit on a different frequency and the picture in the house returned.

### Night Before Launch

"The camera performed perfectly until late on the Friday night before launch. One of the pre-flight tests is to check the package for loose connections by giving it a vibration test. During this test the camera failed and no video was available! The package was stripped down to find out that a connector within the camera had worked loose. Much relief was felt as the connector was put back in place and the camera worked correctly.

"The problems encountered before launch have not all been identified yet! I equipped my car with v.h.f. and h.f. transceivers in order to maintain communications with the control station. When the h.f. rig was installed in the car the 'mike' cord was found to be intermittent - of course it had worked fine for the last three months or more when used in the shack! When this was sorted out, the h.f. antenna was checked to see that the s.w.r. was acceptable, and that the antenna was adjusted correctly. The rig appeared not to be putting out power but, just before the screwdriver and hammer were used on the rig, the s.w.r. meter was checked. Again, this has worked for many years but you guessed it - it had failed between the shack and the car. After a diode had been replaced the s.w.r. was checked and found to be good.

"Surely all the problems have been found? Well not quite all. On the Friday before launch the car was equipped with all the rigs, antennas and other goodies

needed to launch, check and track BACAR. This Friday the rain was 'hissing' down and the car was loaded in the garage. It's difficult to check the Doppler d.f. equipment in the garage. As I live in a cul-de-sac the best thing to do is to tune to a repeater, then drive round the end of the road in a circle.

"Well, when the garage door is not opened fully it is about 30mm lower than the top of the Doppler antennas. If you drive out of the garage under these

televisions at the Irene launch point were displaying the downlink video. During the first 45 minutes of flight pictures were seen of the cars parked at Irene, the Jan Smuts freeway and the Reitveld dam. The quality of pictures was superb and everyone was very pleased with the results.

"The release automatically triggered at about 0830, whereupon the package started its descent. A number of stations recorded the video which showed the

recovery beacon was equipped with a red nose! This caused several comments, most of which cannot be repeated.

"The flight covered a straight line distance of about 110km, reached a height of over 20 000m, encountered temperatures of minus 75°C, and used up many metres of video tape on ground stations. After all the problems and setbacks over the previous few weeks, it was very encouraging to hear the comments of stations who were watching a domestic TV picking up an amateur transmission on Channel 35, from a balloon hovering at more than 16 000m.

"We have been able to get several video tapes recorded by the ground stations and are in the process of getting them edited in a professional video studio. The downlink pictures were picked up by stations as far away as Pietersburg (about 375km). The quality was good enough for stations on the ground to identify that the package was over a power station when it was close to the ground on the descent. This turned out to be about 1300m above the ground and at a radio distance of 110km.

### Reasons

"I hope this is useful to you as feedback on what we are doing in South Africa as ground work for our own satellite. Perhaps I should have mentioned this before, but the Balloon Carrying Amateur Radio (BACAR) project was conceived five years ago in order to gain experience in designing, building and operating equipment and software for use on a satellite. The other two reasons for this project were to bring together the radio clubs throughout South Africa for a common project under the arm of SA AMSAT and to have FUN. All three criteria have been met as SA AMSAT are currently taking part in the Phase 3D flight by building a transponder that will be flown soon. We are also going to be building a South African Microsat in the near future.

### Intend Flying Again

"We intend flying again soon and will use exactly the same equipment, but will test out methods of stabilising the platform to stop the picture spinning around. We would also like to try and build some sort of monochrome frame store unit, that would allow the camera to grab a frame and then send the same picture for a short period. I think that something that digitises the picture, with a resolution of say 255 pixels across, by 312 down, by 8 luminance steps, would be OK for our purposes (more grey scale resolution would be better so long as the current consumption is not too high)."

We look forward to the next exciting instalment! Don't forget to write to me with your ATV news, comments and interests. All pictures will be acknowledged.

See you in the March issue.

**73s Andy G8PTH, QTHR, 71 Falcutt Way, Northampton NN2 8PH.**

## FOCAL The World of ATV POINT

*Andy Emmerson G8PTH welcomes  
you to the new format ATV column  
with the second part of a  
fascinating story.....*

circumstances you will find one or more antenna rods on the floor! This time it was two that had to be replaced!

### Things Were Improving!

"After all these problems, it's a wonder that we even bothered going to the launch point at Irene on the Saturday! The weather the previous week had been low cloud, wind and overcast so we expected the same for the Saturday launch date. Well, it was not to be! Saturday the 10th saw perfect conditions for the launch of BACAR. Clear blue skies with very light surface winds are something that we have definitely not come to associate with a BACAR launch. This is the weather we were greeted with on the launch day. Things were improving!

"All the equipment was laid out, connected together and checked. Every step was correct and completed slightly before the time allocated. The filling of the balloons proceeded faster than normal and we decided to launch as soon as we could because the wind speed was very low. Air traffic control was contacted and permission to launch between 0645 and 0700 was obtained.

### All Systems Go

"All systems were go and the package was launched at 0653. The launch was perfect as the package gained height at the rate of about 150m per minute. Much excitement was caused as the portable

rapid descent before the parachute deployed fully. Data was available from the Irene weather bureau regarding height, temperature and humidity, together with navigation information. This allowed the team located at ZS6TJ (our clubhouse) to accurately plot the package progress and also confirm the release of the balloons.

"Recovery teams were dispatched to the expected landing areas well before the balloon had started moving off, after pre-flight predictions had been computed by myself. **Jeff ZS6TS** was able to get a visual on the package as it came into land and video-recorded the landing, which took place about 25m from where he was parked.

"The package finally came to rest near Phoenix Colliery, about 20km south of Witbank, where security staff quickly came to see what was happening. **Norman ZR6AJD** convinced them that it was harmless but should be left until the other mobiles arrived. The other recovery teams were talked into the landing zone and were able to see that the package had landed very gently without any damage.

### A Great Success

"The package landed at 0919 after a flight lasting almost two and a half hours, with an ascent of one and a half hours. Every module on the package performed to expectations and overall the mission was a great success. As March 10th was 'Red Nose Day' (a local charity appeal in aid of under-privileged children) the



**TE  
SYSTEMS**

# RF POWER AMPLIFIERS

NEW!

# 400 WATTS

(144-148 MHz)



TE SYSTEMS new HPA Series of high power amplifiers now available through select national distributors.

All amplifiers are linear (all-mode), automatic T/R switching, and incorporate optional GaAs FET preamp. Amps are usable with a wide input drive level range. Thermal shutdown protection and remote control capability included. All units are designed to ICAS ratings and meet FCC part 97 regulations. Approx. size is 2.8 x 10 x 11.5" and weight is 8 lbs.

Consult your local dealer or send directly for further product information.



**TE  
SYSTEMS**

**TE SYSTEMS**

P.O. Box 25845  
Los Angeles, CA 90025  
(213) 478-0591 FAX: (213) 473-4038

## SPECIFICATIONS

Model	Freq. MHz	Power		Preamp	DC	Power	RF
		Input	Output	NF-dB	Gain-dB	+Vdc	Conn.
0550G	50-54	10	400	.6	15	13.6	UHF
0552G	50-54	25	400	.6	15	13.6	UHF
1450G	144-148	10	400	.6	15	13.6	UHF
1452G	144-148	25	400	.6	15	13.6	UHF
2252G	220-225	25	220	.7	14	13.6	UHF
4450G	420-450	10	175	1.1	12	13.6	N
4452G	420-450	25	175	1.1	12	13.6	N

Models also available without GaAs FET preamp (delete G suffix on model #). All units cover full amateur band - specify 10 MHz bandwidth for 420-450 MHz amplifier. Continuous duty repeater amps also available.

Amplifier capabilities: 100-200 MHz, 225-400 MHz, 1-2 GHz, Military (28V), Commercial, etc. also available - consult factory.

## DEALER ENQUIRIES WELCOME

# Reg Ward & Co. Ltd.

## Yaesu

1 Western Parade, West Street, Axminster, Devon, EX13 5NY.  
Telephone: Axminster (0297) 34918

## ICOM

## KENWOOD

FT1000	HF Transceiver	2995.00 (10.00)
FT787	HF Transceiver	1599.00 (10.00)
FEX787(2)	2m Module (787)	179.00 (3.00)
FEX787(70)	70cm Module (787)	229.00 (3.00)
FEX787(8)	6m Module (787)	179.00 (3.00)
SP787	Speaker	89.95 (3.00)
FT747GX	Budget HF Transceiver	899.00 (10.00)
FT757GX	Mini HF Transceiver	999.00 (10.00)
FP700	20A P.S.U.	219.00 (4.00)
FC700	Manual ATU	149.00 (3.00)
FP757HD	Heavy Duty 2m P.S.U.	256.76 (4.00)
FA514R	Remote Aerial Switch	80.00 (3.00)
FT738	2.7/20cm 45/35W Base Stn.	1199.00 (10.00)
FT4700	2m/70cm Dual Band FM Mobile	499.00 (7.00)
FT280MMini	MkII Super 280 2m Multimode 2.5W	429.00 (5.00)
FT800MMini	MkII 6m Multimode 2.5W	429.00 (5.00)
FT2311R	23cm FM Transceiver	475.00 (5.00)
FT211RH	2m 45W FM Mobile	309.00 (5.00)
FT212RH	New 2m 45W FM Mobile	349.00 (5.00)
YHA15	2m Helical	8.50 (2.50)
YHA44D	70cm J wave	12.50 (2.50)
MMB15	Mobile Bracket	14.65 (2.50)
FT411	2m H/H Keyboard	225.00 (3.00)
FT811	70cm H/H Keyboard	229.00 (3.00)
FT470	2m/70cm Dual Band H/H (Body only)	349.00 (3.00)
FT23R	2m Mini H/H	209.00 (3.00)
FT73R	70cm Mini H/H	229.00 (3.00)
FN88	Nicad Battery Pack (23/73)	34.90 (2.50)
FN810	Nicad Battery Pack (23/73)	34.90 (2.50)
FN811	Nicad Battery Pack (23/73)	67.85 (2.50)
NC18C	Charger (23/73)	17.71 (2.50)
SMC28	Charger (23/73) 13A Plug	17.71 (2.50)
NC28	Charger (23/73)	17.71 (2.50)
NC29	Base Charger (23/73)	69.00 (3.00)
PAB	Car Adapt Charger (23/73)	24.16 (2.50)
MH12A2B	Speaker Mic	31.05 (2.50)
MH18A2B	Speaker Mic Miniature (23/73/727)	31.05 (2.50)
FRG9800M	60-950MHz Scanning RX	509.00 (8.00)
PAAC	Power Supply for 9800	29.00 (2.50)
MC9C	Charge	11.50 (2.50)
PA3	Car Adaptor/Charger	21.85 (2.50)
YM24A	Speaker Mike	31.05 (2.50)
FRG8800	HF Receiver	849.00 (8.00)
FRV8000	Converter 118-175 for above	100.00 (3.00)
FR7700	RX ATU	59.00 (3.00)
MH158	Hand 600 8pin mic	21.00 (3.00)
MD188	Desk 600 8pin mic	79.00 (3.00)
MF1A3B	Boom mobile mic	25.00 (3.00)
YH77	Lightweight phones	19.99 (3.00)
YH55	Padded phones	19.99 (3.00)
YH1	Lightweight Mobile H/et-Boom mic	28.78 (3.00)
SB2	PTT Switch Box 280/780	22.00 (3.00)
SB10	PTT Switch Box 270/2700	22.00 (2.50)
FL2025	25W Linear	116.00 (3.00)
FL8020	6m 10W Linear	109.00 (3.00)

IC785	HF Transceiver	2499.00 (10.00)
IC751A	HF Transceiver	1500.00 (10.00)
IC735	New HF Transceiver	879.00 (10.00)
IC725	HF/6m base stn.	989.00 (10.00)
AT100	HF Base Transceiver	759.00 (10.00)
AT150	100W ATU (751/745)	366.00 (5.00)
PS55	150W ATU (735)	315.00 (5.00)
IC505	50MHz multi-mode portable	185.00 (5.00)
IC229E NEW	2m 25W FM Mobile	629.00 (5.00)
IC25E	2m New Mini Handheld	325.00 (5.00)
IC275E	New 2m 25W Base Stn IC75E	275.00 (5.00)
IC45E	70cm H/Held	1069.00 (9.00)
IC24ET	2m/70cm Dual Band H/Held	310.00 (5.00)
IC490	70cm 10W M/Mode	388.00 (5.00)
IC2400	2m/70cm FM Dual Band Mobile	617.00 (5.00)
ICR71	Gen Cov RX	836.00 (5.00)
IC7000	VHF/UHF Scanner	899.00 (9.00)
AR7000	25-1300MHz Discone	989.00 (9.00)
SP3	Ext Speaker	82.00 (4.20)
CK70	DC Cable (R70/R71)	61.00 (4.00)
EK257	FM Board (R70/R71)	7.00 (2.50)
GC5	World Clock	41.00 (2.50)
AC2	Waterproof Bag all Icom H/H	43.00 (3.00)
BC35	Desk Charger	14.38 (2.50)
BP3	Battery Pack 6.4V (2/4E/02/04E)	70.15 (3.00)
BP4	Empty Battery Case (2/4E/02/04E)	29.90 (2.50)
BP5	Battery Pack 10.8V	9.20 (2.50)
CP1	12V Charge Lead BP3/7/B	50.96 (3.00)
DC1	DC/DC converter operates from 12V	6.90 (2.50)
HM46	New Mini speaker mic	18.40 (2.50)
HM5	Headset inc PTT/Vox unit	24.15 (2.50)
LC41	IC32 + BP3	21.85 (3.00)
LC42	IC32 + BP5	41.25 (2.50)
SM48	1.3ku/600u 8P Base Mic	9.20 (2.50)
R1	150kHz-1300MHz RX	82.00 (3.00)
R72 NEW	HF RX	389.00 (5.00)
R100	500KHz-1800MHz	845.00 (10.00)
		499.00 (5.00)

## C W Keysers

HI-MOUND		
HK702	Straight key (adjustable tension)	42.75 (3.00)
G250	Light Duty	48.89 (3.00)
HK704	Straight key (adjustable tension)	28.35 (3.00)
HK705	Straight key (adjustable tension)	26.25 (3.00)
HK706	Straight key (adjustable tension)	28.95 (3.00)
HK707	Straight key (adjustable tension)	25.49 (3.00)
HK802	Straight key (Deluxe-Brass)	99.95 (3.50)
HK803	Straight key (Brass)	89.95 (3.50)
MK703	Squeeze key	37.00 (3.00)
MK704	Squeeze key	24.99 (3.00)
MK705	Squeeze key	32.78 (3.00)
MK708	Squeeze key	35.00 (3.00)

## STARMASTER

Dewbury	Electronic Keyer Unit (No Paddle)	54.70 (4.00)
Dewbury	Electronic Memory Keyer (No Paddle)	95.00 (4.00)

## Rotators

AR200XL	Light Duty	49.50 (4.00)
G250	Light Duty	78.00 (3.00)
G400	Medium Duty	149.00 (6.00)
G400RC	Medium Duty (Round Face)	179.00 (6.00)
G600RC	Medium/Heavy Duty	235.00 (6.00)
G2000RC	Heavy Duty	445.00 (6.00)
G500A	Elevating Rotator	199.00 (6.00)
GR5400B	Azimuth/Elevating	345.00 (6.00)

TS9505	NEW HF Transceiver	3199.00 (10.00)
TS140	HF 9 Band Gen. Cov. TX/RX	862.00 (8.00)
TS8805	HF/6m TX Gen. Cov. RX	986.00 (8.00)
TS440	9 Band TX General Cov RX	1138.81 (9.00)
AT440	Auto/ATU	144.82 (4.00)
PS50	H/duity PSU	222.49 (4.00)
AT230	All Band ATU/Power Meter	208.67 (3.00)
PS430	Matching Power Supply	173.78 (4.00)
SP430	Matching Speaker	40.81 (4.00)
TL922	10/160 2kW Linear	1495.00 (10.00)
TH25	2m H/Held	238.00 (5.00)
TH45	70cm H/Held	289.00 (5.00)
TH75	2m/70cm H/Held	398.00 (5.00)
TH205	2m H/H	215.26 (5.00)
TH215	2m H/H Keyboard	252.13 (5.00)
TR761	2m 25W M/M Mobile	899.00 (8.00)
TS780	VHF/UHF Transceiver	1495.00 (8.00)
R2000	Gen Coverage HF/RX	599.00 (9.00)
VC10	118-174MHz Converter (R2000)	161.94 (3.00)
R5000	General Coverage HF/RX	875.00 (8.00)
VC20	118-174MHz Converter (R5000)	167.21 (3.00)
TM701	2m/70cm FM Mobile	489.00 (5.00)
MC50	2m 70cm FM Mobile	865.00 (5.00)
TM231E	2m FM Mobile 50/10/5W	289.00 (5.00)
TM431E	70cm FM Mobile 35/10/5W	318.00 (5.00)
SMC30	Speaker/Mic TH21/4/2800	28.31 (3.00)
MC60	4P Desk Mic	46.06 (4.00)
MC80A	8P Desk Mic	88.22 (4.00)
MC80	Electric Desk Mic	53.96 (3.00)
MC85	Desk Mic Audio Level Comp	99.00 (4.00)
MC43	8P Flat Mic	22.22 (3.00)
MC35	4P Flat Mic	21.72 (3.00)
MC55	Mobile Mc (6p. 8p)	52.67 (3.00)
LF30	HF Low Pass Filter	32.26 (3.00)
HS8	Lightweight Hiphones	24.36 (3.00)
HS5	Deluxe Hiphones	37.54 (3.00)
RZ1	500Hz-950MHz AM/FM Scanner	465.00 (6.00)

## SWR/PWR Meters

HANSEN		
JD110	1.5-150MHz	18.50 (3.00)
017/B	3.5-150MHz	26.65 (4.00)
Yaseu Y580	1.5-60MHz	83.15 (3.00)
Yaseu Y5500	140-525MHz	81.85 (3.00)
Comet CM420	140-150/430-450	36.00 (4.00)
Comet CD120	1.8-200MHz	75.00 (4.00)
Comet CD160H	1.8-60MHz	59.00 (4.00)
Comet CD270D	140-525MHz	78.00 (4.00)

## Miscellaneous

SMCS 2U	2 Way SO239 Switch	18.95 (3.00)
SMCS 2N	2 way 'n' Sxtra Switch	23.50 (3.00)
Kenpro KP21N	2 way Switch 'n' Socket Deluxe	27.00 (3.00)
T25	30W Dummy Load	11.26 (3.00)
1100	100W Dummy load	49.00 (3.00)
T200	200W Dummy load	65.00 (3.00)
WAI	Wavemeter 120-450MHz	24.95 (2.50)
PK232	Packet/RTTY Terminal	299.95 (3.00)
Detong D70	Audio Filter	63.40 (3.00)
Detong FL2	Audio Filter/Autotouch	100.91 (3.00)
Detong FL3	Processor 4pin	145.51 (3.00)
Detong ASP	Processor 8pin	93.15 (3.00)
Detong AD370	Active Antenna	77.62 (3.00)
Detong PCI	General Coverage Converter	154.80 (3.00)



Instant credit available.  
Mail/telephone order by cheque or  
credit card. Cheques cleared before  
goods despatched.



OPEN TUES.-SAT. 9.00-5.30  
(CLOSED MONDAYS)  
LUNCH 1-2pm

STOCK ITEMS USUALLY  
DESPATCHED WITHIN 48 HRS

DELIVERY/INSURANCE PRICES  
IN BRACKETS  
(E&OE)



**D A T I N G**  
E L E C T R O N I C S L I M I T E D

**Clayton Wood Close  
West Park  
Leeds LS16 6QE  
Tel: 0532 744822**

## For products you can rely upon to give amazing results

For information on **Active Antennas, RF Amplifiers, Converters, Audio Filters, the Morse Tutor and Speech Processors** send or telephone for a free catalogue and selective data sheets as required.

All our products are designed and made in Britain.

Orders can be despatched within 48 hours subject to availability.



VISA AND ACCESS WELCOME



Many Radio Amateurs and SWLs are puzzled.  
**JUST WHAT ARE ALL THOSE STRANGE SIGNALS YOU CAN HEAR BUT NOT IDENTIFY ON THE L.F. AND H.F. FREQUENCIES?**  
A few of them, such as CW, RTTY, and Packet you'll know - but what about the many other signals?

Hoka Electronics have the answer! There are some well known CW/RTTY decoders with limited facilities and high prices, complete with expensive PROMS for upgrading, etc., but then there is **CODE 3** from Hoka Electronics! It's up to you to make your choice - but it will be easy once you know more about **CODE 3**! **CODE 3** works on any IBM-compatible computer with MS-DOS having at least 640Kb of RAM. **CODE 3** hardware includes a complete digital FSK Converter with built-in 230V a.c. power supply and RS232 cable, ready to use. You'll also get the best software ever made to decode all kinds of data transmissions. **CODE 3** is the most sophisticated decoder available, the best news of all is that it only costs **£249 plus VAT!** The following modes are included in the base-program (with the exact protocols).

- \* Packet Radio AX25, 50 to 1200 Baud
- \* Hell: Synchronous/asynchronous, all speeds
- \* Fax: Weather charts, photographs with up to 16 grey scales at 60, 90, 120, 180, 240 rpm
- \* Morse: Automatic and Manual with speed indication
- \* Press DPA: F7b spec., 300Baud ASCII

- \* Wirtshaftdienst: F7b spec., 300 Baud ASCII
- \* Sport Information: F7b spec., 300 Baud ASCII
- \* FEC-A: FEC 100(A) ITA 2-P FEC Broadcast
- \* Autospec Bauer: ITA 2 including 3 modes Spread 11, 21 and 51
- \* SITOR A and B automatic

- \* Pol-ARQ
- \* Duplex ARQ Artrac ITA 2
- \* TWINPLEX F7b-1 upto F7b-6
- \* Duplex ARQ
- \* ASCII
- \* Baudot: ITA 2 plus all types of Bit inversion, at any speed

- \* ARQ: CCIR 476, CCIR 625 mode A
- \* FEC: Sel-FEC CCIR 625 476-4 mode B Sitor Artrac
- \* ARQ-S: ARQ 1000S
- \* ARQ-Swe: CCIR 518 variant
- \* ARQ-E: ARQ 1000, IRA 2-p Duplex

- \* ARQ-N: ITA 2 Duplex
- \* ARQ-E3: CCIR 519 ITA 3
- \* ARQ-6: 5/6 character 90 and 98
- \* TDM 242: CCIR 242 2/4 channels
- \* TDM 342: CCIR 342 2/4 channels
- \* FEC-S: FEC 1000S ITA 3

All modes in preset and variable user-defined speedrates and shifts.

Three options are available to use with the **CODE 3** and consist of:

- 1: **OSCILLOSCOPE**, this facility displays the measured frequency versus time, including split-screen, storage and non-storage modes at £25.
- 2: **PICCOLO MK VI** (Everybody wants this facility, but it's only on offer from Hoka!), the well-known multitone-mode at £60.
- 3: **LONG-TIME AUTO-STORAGE** in ASCII (up to several days) £25.

Plus many other special codes. Send for details, price on application.

Along with the many facilities listed, the analysis section of the **CODE 3** offers you a wide choice of unique facilities such as: a built-in **low frequency spectrum analyser** for shift measurement and tuning, plus precision speed measurement up to 0.001 Baud resolution. Other tool-facilities include Speed Bit analysis, Speed Measurement, Character Analysis, Auto-correlation of MOD and RAW signal, bit Analysis. All these state-of-the-art features are included in **CODE 3** to assist the experienced user. All options are available from the main menu, saving or loading to or from hard or floppy disk in bit form (no loss of unknown signals), hard copy with printer, on-screen tuning indicator and very easy to use Help-files.

ALL PRICES IN BRITISH POUNDS.

**HOKA UK, 84 Church Street, Langford, Biggleswade, Beds SG18 9QA. Tel: (0462) 700644**

## "SRW KILOWATT LOUDENBOOM"

400 Watts **output** on all 9 H.F. bands. Internal mains P.S.U. Total Weight 6Kg. Only 14" wide, 10" deep and 5" high. Fits on MFI desk! Matches FT747 etc. Drive with any 50 to 100 watt output rig. RF or hardware switching. The power gain of a beam, on **all** the bands. At least 2 "s" points! Only £561 + VAT. For more details contact Steve Webb, G3TPW at:

**S.R.W. COMMUNICATIONS Ltd,**  
Astrid House, The Green, Swinton, MALTON,  
North Yorkshire YO17 0SY Tel: (0653) 697513.

**PLEASE MENTION PRACTICAL  
WIRELESS WHEN REPLYING TO ANY  
ADVERTISEMENTS  
THANK YOU**

## SPECTRUM FAX TRANSCIVE OR RECEIVE ONLY

Our FAX programs now cater for the three popular line speeds, 60, 120 and 240 lines per minute. As always, received screens can be saved to tape, and/or sent to your printer.

**Everything you need to receive FAX .....£40.00**  
**Complete Transceive System .....£75.00**

(Alternatively, we can still supply the 120 lines per minute only systems for £33 and £63 respectively)

We offer a generous trade in allowance to customers wishing to up-grade their systems. Ring or write for details.

Send large SAE (33p stamp) for details of all our products.

**J. & P. ELECTRONICS LTD.**

Unit 45, Meadowmill Estate, Dixon Street,  
Kidderminster DY10 1HH Tel: (0562) 753893



# Back-Scatter

## HF Bands

Reports to

Paul Essery GW3KFE

287 Heol-y-Coleg, Vaynor, Newtown, Powys SY16 1RA

At the time of writing most of us are busy re-erecting antennas dropped in the face of gale warnings which didn't result in gales. Better that way than picking up the pieces, though!

### Conditions

Not bad, by and large. Obviously there is no lack of sunspots, the bad conditions occur when the geomagnetic influences go against us. So, on one day when the solar flux is X, conditions are fb and on another when the flux is also X, conditions are awful!

So, things being as they are, let's tour the bands and see what has been going on, with of course our thanks to all and sundry for inputs; your letters of course, *The DX Magazine*, *DX News Sheet*, *The DX Bulletin of VP2ML*, K1AR's Contest Calendar written for *CQ Magazine*, CARF's, The Canadian Amateur, and snippets whispered in the 'KFE ear' by various kind folk. But of course, we can always use your information!

### 1.8MHz

Now here is a band where everyone keeps quiet about their doings. Certainly there are several people who can look at scores of 200 or more countries confirmed both in Europe and elsewhere.

G2HKU writes from the Isle of Sheppey to note that the summer S-8 level of static seems at the time of his letter to be continuing, making life quite difficult; though to be sure he managed to complete contacts on s.s.b. with ON7BW and on c.w. with HB9ANJ. Ted says he can hear UA9s and UL7s, in-between bursts of static, so at least the activity is there.

The pity with this band is that for so many of the early post WWII years it carried the majority of the inter-G traffic thanks to the TVI problem, but nowadays there seems to be very little of this sort of thing happening.

### 3.5MHz

First G2HKU, Ted mentions just the one c.w. contact on this band, that with LX/PA3EBT.

However, GOKRJ (Welling) has 25m of wire, end-fed, into which he puts some two watts of keyed r.f. During the month Eric made it out to GD3FXN for a new one at any power level, a two-way QRP contact with ON5AG, plus DH3IAT, DL2IAD, ON4AVA, GOCZD, G0DLQ, G0FTO, G3RJF, G3SES, G3ZJJ, G3YHO, G4OFG, G4UIQ, G4WZV and G8IB. c.w. of course.

Another one who uses low power is G0HGA (Stevenage), who puts her few watts into an 18.3m wire through a tuner arrangement. Angie found c.w. signals to work from G4RFS, G0DMN, Y3YLL, G2BB, G3IRW, G4SPY, Y21PO, PA3CCF and ON7EL.

Over the sea now, to ON7PQ (Kortrijk), yet again a c.w. operator. Pat found KX2A, W8JGU, KA8ZPF and ZM1AIZ.

GB4RSL was operated by the Royal Signals ARS at Llandudno Rally, and

operated on the 3.5, 7 and 14MHz bands. On 3.5 and 7MHz they found the band crammed with JOTA stations, says GW4XKE who reported; this in practice reduced the number of contacts made, so the number of old friends worked was a mite down. They had some help from GMOEXN, who came down to GW from his hideaway on Dunnet Head, up north of John O'Groats.

So, one wonders where the Phone ops on this band have got to?

### 7MHz

To a large extent, the usefulness of this band, and indeed 3.5MHz too, depends on the calibre of both the station receiver and its operator. Those who tune across a wall of noise so seldom seem to think of inserting attenuation, or turning back the r.f. gain control, which would reveal all sorts of good things just waiting to be worked.

G2HKU mentions his c.w. contacts with H18A, 4S7WP, W9XR and 6W1QB.

Angela at G0HGA manages to push 30 watts into her end-fed on this band, and at that level she made it on the key to NS8T, EA8VBP, TF1MM, W3NZ, K1ZZI, W10X, W4BQF, W3HVQ and the usual crop of European stations.

GM3JDR (Aukengill) suffered a 'corker' of a gale three weeks before he wrote, which resulted in various boats being wrecked all around the north coast of Scotland. Closer to home, Don's beam survived the gale, but next day when the winds had dropped to around 35kn, one half of the tribander reflector broke off close to the U-bolt, thanks as Don put it to "all the wagging up and down and sideways"! However, all is not lost as the beast is repairable, so by the time of writing GM3JDR should be back in business. On 7MHz Don stuck to the key, and thus made entries in the log for JA4DND, JR1ATQ, JR1SSH, JA5RH, JA6IEF, UA0ABB, RA0AA, UA0UBT, UA0QFC, U0AL, UJ8JJK, CN2BB, VK8AV, TA7A/2, 4N9OM, FK8GJ, VK3MR, YN1CC and 7Q7KG.

It's c.w. all the way (his favourite mode) for ON7PQ, so Pat tackled this band to the tune of H18A, ZL150A, 1AOKM, 807JP, ZM1AIZ and GW3YDX/VP9.

### Events

If you have a DXCC application in, you will be 'pleased' to know that they are, as at October 26, working on applications from mid-April! So, be patient.

Also with DXCC, I understand that decisions will be made soon on the 70, DL/Y2, and Penguin Is. I also understand the documentation is not only in, but accepted for the 70 effort; the problem is rather tougher, namely to decide which country it counts for!

Those useful beacons on 14.100MHz, set up by NCDXF now have added usages. After the second minute of the ten-minute sequence, W6WX/BCN in Stanford CA will QSY for a minute and then up to 28.200MHz for a minute. I understand that this is part of a plan to similarly deal with all the nine beacons in the world-wide NCDXF set-up.

The UBA contest this year was won by G5LP (c.w.) and GW4UZL (s.s.b.) - congratulations! For 1991, due to the clash with the REF affair, it has been decided to split things up. The s.s.b. leg is January 26/27, and c.w. 23-24 February 1991 each to 1300GMT Saturday to 1300GMT Sunday. UBA have printed a little booklet which covers the Contest Rules, includes log and declaration sheets, gives some interesting breakdowns of past contests and also gives details of the 'European 1992 Community Award'. We suggest you apply for a copy to: U8A HF CONTEST COMMITTEE, Galicia Jan ON6JG, Oude Gendarmeriestraat 62, B-3100 Heist op Den Berg, BELGIUM. This is also the address for logs, which are to be postmarked not later than 30 days after the event.

The Edgware club crew must be mightily amused to find, after years of their popular 'Straight Key Evening' sessions that the ARRL have re-invented the wheel by way of a Straight Key Night. Not a contest, just come on between noon and noon GMT December 29 and 30, about 60-80kHz up from the band-edges on 3.5, 7 and 14MHz and instead of RST use 'SKN' to alert others. Not a contest, so other chat quite acceptable. Report, mentioning 'Best Fist' and 'Most Interesting QSO', to ARRL SKN, 225 Main Street, Newington, CT 06111 by January 10.

G4ZZG mentions having a long chat with RB5FF, in which they discussed the problem of QSLing Russian stations, since Charles managed R-100-0. He was asking about the poor returns he has had on direct QSLs to Russian stations enclosing IRCs. Apparently, according to RB5FF, much of the incoming mail is opened by the time he gets it and only about one letter in ten is received with the contents intact. RB5FF now uses a DL station as his QSL Manager.

A letter which was delayed at the Poole office, thanks to an errant paperclip, came from GOIAS (Elkesley). Allan wrote in to say that the 707 stations had QSL information as follows: 707JM, operator Bill, via NK2T; 707RM, operator Ron, via K6KII; 707LA, operator Les, via Allan Hickman GOIAS, The Conifers, High Street, Elkesley, Retford Nottingham DN22 8AJ. Another station noted in the letter was 707JA, a Japanese operator only active with a wire dipole and 2W on 28MHz of whose QSL details Allan was unsure.

We received news of the TOPS Activity Contest, over December 1-2 just too late for inclusion; however, we can say that

TOPS is a c.w. club founded as far back as 1946, and details are obtainable from Phil Evans GW8WJ, 2 Ffordd Ty Newydd, Prestatyn, Clywd, Wales LL19 8BP.

### WARC Bands

After years of neglect these seem to be everyone's favourites nowadays! I've been making sporadic attempts to persuade something or other to load up on these bands! First ON7PQ, who offers KL7U, 4S7WP, G3WQV/4U on 10MHz, CT0B, JH1QDB/JD1, 7Q7JA, FK8FS, A35XK on 18MHz; and on 24MHz PA0GAM/ST2, V47MXX, FH5EJ, CR7CWT, 3B8CF, LX2PA, UM9MYN and 4K3BB.

G2HKU starts on 10MHz with KL7U and SV9ADH on 10MHz, with 18MHz being represented by YU3AG/MM of Rabat, N2DAN, VE7SR, K3DMG; that left 24MHz reserved for KC1RG.

A new reporter now - welcome aboard! In the shape of GW4WZN (Anglesey) who runs an FT102 into a three-element mono-bander on 18MHz plus a CB vertical conversion for 28MHz. On 18MHz this combo netted Tony C6AFW, ZS1VW, Z21CSS, 8P6CC, PY2WZ, lots of VKs and ZLs, VE2-3-6-7, W1-2-3-4-5-6-7, a bucketful of JAs and a long-path LU9DM.

The 10MHz c.w. from GM3JDR netted Don ZM7AMO, T12PZ, NI6T, VK5LU, OH2AQ/OJO, JA3EMU, JA4MRL, JA0BWX, 7K1SPD, UA9CM, and SV9/DL4EBN/P. Turning to 18MHz, he worked JH1QDB/JD1, VK4NL, KL7KJ, PV8ADI, 4X3BB, ZC4CZ, VE7SR, UA0FDD, 8R1J, HL1CG, UW9TB, YN1CC, NL7G, YK6US, K9EL/VS6, RV0YF, ZK1XK, UA0AU, V44KJ, VK6HD, EA9KD, VE6UM, H18A, KP2A, 5B4OG, PT7SY, VP2E/KT8Y, KE2FB/DU3, VE7SR, ZL1GQ, ZM1HV, 7K1SPD, YB0USJ, J28HE, V63AN, JT1CO, 4K4QQ, ZL3GQ, VK2TB, FH5EJ and heaps of JAs. That left 24MHz, where Don thumped EA9KD, 3B8CF, TA2AO, VK4RF, ZL3GQ, VS6WU, ZL1HY, U0AG, VK4NJ, VK3VJ, UA9CF, CU2AR, ZL2ANT, VK2OI, VK5MD, YN/SM00IG, SV9ADH, VK4SS, HL1CG, FH5EJ, AH3C, VK4NJ, KL7U, OA4ZV, 4K3ABB, 3B8FE, H18A and another shoal of JAs. When a mike was applied, Don raked in 3D2AG, V73BN, UI8QU, PT7BZ, DU1KK, 3B8CF, 6W1OJ, CE3GEI, ZL1GQ, ZL1HY, VK6HD, VU2NUD, A92BE, CU1AC, ZL1GQ, VK5MV, PJ6/KV4AD and yet more JAs.

A late letter from G4ZZG (Mansfield) notes that he has a mini-beam on a home-brew telescopic mast. This normally sits at 5m, is generally used at 7m but is rarely taken up to the full height of 10m. In addition, there is a quarter wave antenna for 18MHz - the favourite band - on one gable end, and on the other a ground-plane with which to listen to what Charles describes as the 'two-metre drivel'! The GW3KFE piece on antennas recently provoked Charles into putting up an additional 7MHz dipole having one leg along the ridge and the other coming down towards the ground. What this demonstrated has been mentioned elsewhere in this piece, but as Charles says, at least one reader has been provoked into thinking about getting on other bands,



## COMMUNICATION CENTRE OF THE NORTH

The largest range of communications equipment available in the North.  
Full range of receivers, transceivers, antennas, power supplies, meters.  
Ali tubing - wall brackets - rotators - insulators.

### FULL KENWOOD RANGE IN STOCK.

#### BUTTERNUT

HF2V 40-80M vertical	£142.00
20MRK 20M add on kit	£33.49
HF6VX 6 band vertical	£167.00
TBR160S 160M add on kit	£53.99
HF5B Triband Mini Beam	£235.00
NEW RS 5 Band Vertical	£259.00

#### CUSHCRAFT

A3 3 element Triband	£329.00
A4 4 element Triband	£353.00
10-3CD 3 element 10m	£115.00
15-3CD 3 element 15m	£139.75
20-3CD 3 element 20m	£238.00
AP8 8 band 25ft vertical	£181.00
AV5 5 band 25ft vertical	£123.00
RS 5 Band vertical Antenna	£259.00
15 element 2 Boomer	£38.95

#### ANTENNA TUNERS

Kenwood AT230	£208.00
MFJ 962B 1.5kW Tuner	£241.00
MFJ 949C 300W Versatuner	£157.00
MFJ 941D watt Basic	£105.00
MFJ 1601 Random Wire Tuner	£42.82
Kenwood AT250 Automatic Tuner	£386.00
TEN TEC "254" 200 Watt Antenna Tuner	£150.00
ET-1 300 Watt Antenna Tuner	£99.00

#### SCANNING RECEIVER RANGE

AR300 Base Station	£765.00
AR2002 Base Station	£487.00
AR950 Base Station	£249.00
AR900 Hand-Held	£199.00
AR800 Hand-Held	£165.00
RS375 Airband Hand Held	£59.50
ICOM R7000 Base Station	£980.00
R535 Airband Base Station	£235.00
WIN 108 Hand-Held Airband	£175.00
AR1000 Hand-Held	£249.00

#### SWR/POWER METERS

MFJ815 HF 2kW SWR/PWR	£57.32
SX200 1.8-200MHz	£65.00
SX400 140-525MHz	£79.00
VS10 1.6-30MHz	£79.00
DIAWA CN410M 35-150MHz	£51.72
DIAWA CN460M 140-450MHz	£55.48
NS660P 1.8-150MHz + PEP	£115.00
KOYO-100 1.8-60MHz	£75.00
KOYO-200 1.8-200MHz	£60.00
KOYO-400 140-525MHz	£62.00

#### DUMMY LOADS

MFT300 Watt D. load	£33.50
TenTec 300 Watt Dummy Load	£33.00
L20 20 Watt Dummy Load	£22.00
HF225 GENERAL COVERAGE RECEIVER	£425.00

### A FULL RANGE OF RECEIVERS FOR AIR-BAND - MARINE - SHORT WAVE - AVAILABLE

GSRV full size £18.50 half size £16.00. Full range of Antenna - NEW HIGH POWER GSRV ANTENNA £32.00  
Accessories plus full range of VHF - UHF - HF mobile antennas.

Full range of RSGB and ARRL publications in stock.  
Part Exchanges welcome. Second hand lists daily.  
Send S.A.E. for details of any equipment.  
HP terms. Access/Barclaycard facilities.  
Open 5 days a week. 24 Hour Mail Order Service.  
Goods normally despatched by return of post.  
POSTAGE-CARRIAGE EXTRA AT COST.

### FULL TEN-TEC RANGE NOW AVAILABLE

"Paragon", "Corsair",  
"Omni V"

plus all accessories

Phone 0942-676790.

## STEPHENS JAMES LTD.

47 WARRINGTON ROAD,  
LEIGH, LANCs. WN7 3EA

## SGC SG-230 SMARTTUNER

HF ANTENNA COUPLER  
SSB, AM, CW & DATA  
FAST - INTELLIGENT - ACCURATE  
OPERATES WITH ANY HF TRANSCEIVER

The Smarttuner high technology coupler intelligently tunes any length antenna (8 to 80ft) in the HF band. The unit will operate with any HF transceiver within its specifications. The Smarttuner switches 64 input and 32 output capacitance combinations plus 256 inductance combinations in a "pi" network resulting in over a half-million different ways to ensure a perfect match for the transceiver; and, it remembers the frequency and the tuning values and will re-select these values in less than 10 ms next time you transmit on that frequency.



**SPECIAL  
HAM PRICE:  
\$555.00**

Includes shipping to U.K.

- MICROPROCESSOR CONTROLLED
- NON-VOLATILE MEMORY
- WATERPROOF
- B.I.T.E. INDICATOR
- FOR MARINE, AVIATION, HAM AND PARA-MILITARY APPLICATIONS
- 1.8 TO 30 MHz RANGE
- 10 TO 150W INPUT POWER
- 10ms RETUNING TIME
- 8 TO 80 FT ANTENNA (ALL Types)

Visa and Mastercard/Access Accepted

DEALER ENQUIRIES ARE WELCOME

DELIVERY FROM STOCK

SGC Inc. SGC Building, 13737 S.E. 26th St. Bellevue, WA. 98005 USA  
P.O.Box 3526, 98009. Telex: 328834. Fax: (206) 746-6384 Tel: (206) 746-6310

## FAX AND WEATHER SATELLITES

Full resolution charts and greyscale pictures from any **SPECTRUM** computer to a dot matrix printer. Basic system £40 plus interface for FAX £40 or WX SATS £59.

## TX-3 RTTY CW ASCII TRANSCEIVE

The best software available with every feature you could want. Needs TIF1 or terminal unit. **BBC-B/Master** and **CBM64** tape £20, disc £22 **SPECTRUM** tape £35, +3 disc £37 inc. adapter board. Also **VIC20** RTTY/CW transceive program £20.

## RX-4 RTTY CW SSTV AMTOR RECEIVE

4-mode performance, superb features and ease of use make this still a best-seller. Needs TIF1 interface. **BBC-B/Master**, **CBM64** tape £25, disc £27. **VIC20** tape £25. **SPECTRUM** tape £40, +3 disc £42 inc. adapter board (needs TIF1 also). Software-only version (input to EAR socket) tape £25, +3 disc £27.

**TIF1 INTERFACE** Designed for TX-3 and RX-4 software and only available with them. Kit £25 (assembled PCB + cables, connectors) or ready-made, boxed with all connections £40.

## GX-2 FAX SSTV TRANSCEIVE

Greyscale FAX and mono and colour SSTV on the **BBC** computer. Fantastic system. Reviews March 90 Amateur Radio and August 90 Ham Radio Today. Complete system of EPROM, interface, instructions, leads, only £99 or £119 with direct FAX printing option.

## RX-8 8 MODE RECEIVE

Every possible feature and performance to receive FAX, HF & VHF PACKET, COLOUR SSTV, RTTY, CW, AMTOR, UoSAT and ASCII on any **BBC** computer. Reviews Oct 89 Ham Radio Today and March 90 Amateur Radio. Complete system of EPROM, interface, instructions, leads and demo cassette £259.

## APT-1 WEATER SATELLITE MODULE

Enables all weather satellite signals to be displayed on any FAX system. £59. Version for our RX-8 system just plugs in and only £39 if ordered with RX-8.

**BBC LOCATOR** with UK, Europe, World maps £10, **MORSE TUTOR** £6, **LOGBOOK** £8, **LOCATOR** £7, **RAE MATHS** £9. For **BBC**, **SPECTRUM**, **CBM64**, **VIC20**, **Electron**. **BBC**, **CBM64** programs available on disc at £2 extra.

Lots of information available about everything, please ask. Prices include VAT and p&p by return.

**technical software (P.W.)**

Fron, Upper Llandwrog, Caernarfon LL54 7RF

Tel: (0286) 881886.

VISA



# Back-Scatter

so I'm truly satisfied with my work! The 18MHz bookings this time incidentally included on c.w., VP5P, VE7SR, SV1CU, CY9CF, CN8VV, ZB2/WA6CDR, WB2KKI, W2FCC, K3DOL, UT5WX, U0AL and UV3EH, plus s.s.b. contacts with ED2NCE (a 'special' to commemorate 900 years of the town of Estella, QSLs via EA2CCG), JP5DX, 4K3BB (Novaya Zemlya), J37AJ, VK2IP, SP1MHV, OE6HPD, DJ3NC/P and RB5FF.

## 28MHz

I never cease to be amazed at this band! Despite all the DX beacons audible a couple of evenings ago, there wasn't a solitary thing DX or otherwise audible anywhere else on the band!

Of course, the thing to do in such a case is to try a longish CQ - it's quite surprising what such a call will scare up.

ON7PQ mentions A43DX/A, V47NXX, K1EFI/VP9, 4K0ADS, BY5RA, ZD8CUE, V31SW, KH6IJ, JT1CO, CP8/DJ4SN, H18A, T17SS, 8Q7JP, GW3YDX/VP9 and 7Q7JA.

Turning to G2HKU, he worked K7UOT (Utah), K7WK (Arizona), W7LR (Montana), JF5HVI and YV1AD. All c.w. - I suspect Ted's lost his mike!

GOHGA (Stevenage) has just ten watts

on this band, and to this she owes her c.w. contacts out to K4TP, WA8G, WA10IH, W7FID, K21H, WB3GOC, HD4EH, XM3AT, PT7NN, RM7M, RA3UU, UB5ZFQ, UA3WER, and of course the more local EUs like LZ, OH3SS and LA3FL.

GW4WZN mentions FR5CY, JAs, UL7QBB, XU8DX, CQ2RX, CX1VP, CX4SB, K1-2-3-4-7 and VKs.

In the intervals of repairing his beam, GM3JDR did find time to come on 28MHz and raise TR8BY, 5H0QL, J28NU/P, A47RS, HL2DDK, BY7KT, BY5RA, VP5A, RLOPIJ and some JAs.

G4ZZG worked FY5FE, UA9KCJ, HK1HHK, YU3AG/MM off Mauretania, VK6WT, V47NXX, PY6XO, and VK2BJ.

## 21MHz

Yours truly tripped over the RSGB contest on the evening of October 14, and in a half-hour managed a string of Europeans plus three W7 stations; just getting nicely into the swing of it when the telephone brought things to an abrupt halt!

G4ZZG tried the band out and managed CX8DR, a QRP signal from CX3EU and PY2FIT.

Up there at GM3JDR the s.s.b. on this

band yielded him VK4BGG, HLOV, P29SC, UA0WV, HS0AC and JAs. His c.w. produced UZ0ALW, OH0BT, HZ1AB, AT0T, J8/FG5ED, ROAIM, ROAJB, ROARS, Y90ANT, VK3ELB, UZ0QXU, 4K0ADS, 3C1EA, JT1BR, WL7BUD, JT1CD and many JAs.

GOHGA's ten watts managed to raise NU1W, KC4BEM, WD3S, K7QQ, UA9MD, UA9MCM, UA0AO, LY2BZ, 9H1GI, RY8B/RB5BA and W1-2-3-4 in the contest.

Turning to G2HKU, we find Ted on the key to VE2BCB, 9H1GI, XM1RJ, CP6AA and HK3RQ.

Now we go over the water to ON7PQ, who raised BY5RSA, 7Z1AB, HR1LW, 3D2AG, 4K3BB, ZL150A, HLOB, A35XK and FR5AI/J.

## 14MHz

Firstly, GM3JDR who mentions c.w. contacts with OH0BT, R1SO (Solowki Is), UA9G/W7YS, 4K4QQ, VK1AAQ, JU750CS, JA0BWX, 4K2BDU, KC6EE, YV5BHI, JT1KAA, 7Q7RM, EX7M and the usual crop of JAs.

Her 20W on this band raised OH3BI,

LA7TQ, DL6ZBA, RB4GA and UB4FWW for GOHGA.

Now G2HKU, who offers RA0/UV3DA, ZC4HMS, HI8DMX, UL7LD, HC2TI and CO8LY.

GB4RSL at the Llandudno Rally managed to raise VK6NS, VK3CDR, OE6PN, CT5CRP and others on this band - on s.s.b. we assume.

That leaves ON7PQ to wind the story up with 4K4/EK0AK, ZL7TZ, FP/G3LMD, ZL150A, 8Q7JP, ZX8CW, A35XK and GW3YDX/VP9.

## Finale

As I mentioned earlier, I really could do with more reports. Suddenly 'HF Bands' seems to have developed a bias in favour of c.w., so out you come you s.s.b. types, and tell us what you've worked!

Please send your news to me at the address at the head of the article, to reach me by 1 January 1991. Meantime, enjoy your Christmas and New Year, and may 1991 bring you all you wish yourselves!

**COME ON YOU 'PHONE FANS - SEND YOUR REPORTS TO PAUL NOW!**

## Solar Data for October 1990

The quiet side of the sun was looking our way during the last week of September and in consequence there was very little solar input. This state continued through the first week of October, 10 quiet regions being reported on the sun's disc on October 7. The sunspot count moved slowly up from 169 on October 1 to 215 by the 7th. By contrast the two week period, October 8-19, saw some very disturbed conditions. On October 9, a magnetic storm commencing around midday, reached sub-storm level.

This was the prelude to a number of sudden ionospheric disturbances which occurred over the next few days. Scottish-type auroral activity was noted on October 10-11, activity being most intense in the far north. The sunspot count rose during this period, peaking at 386 on October 15. Solar flux levels also rose, being measured at 179 units on October 8 and peaking at 232 units on October 15.

The geomagnetic A index saw-sawed throughout the period, being 3 units on October 8, at a sub-storm level of 36 units on October 10, falling to 13 units by October 14 but back up to storm level of 32 units on October 15. The major storming on the 15th was possibly due to effects from several disappearing filaments.

With the quiet side of the sun having rotated around again, the two week period from October 20 through to the end of the month saw a decline in solar activity. The sunspot count dropped from the 220 mark on October 22 down to 97 by November 1.

# Back-Scatter

## VHF Up

Reports to  
David Butler G4ASR  
Yew Tree Cottage  
Lower Maescoed, Herefordshire HR2 0HP

Solar flux levels dropped similarly, down to 152 units on October 28. The geomagnetic A index was quiet for this period, except for October 24 when a level of 22 units was recorded. There is now very little doubt that the peak of Cycle 22 has already been reached and it is unlikely that there will be solar activity of sufficient magnitude to change the cycle maximum from that of July 1989. If this is correct, and it certainly looks likely, then Cycle 22 will go on record as the shortest rise to solar maximum ever recorded.

## The 50MHz Band

Despite a number of readers reporting that conditions were very poor during October, the band was in fact open for DX on more occasions than was realised. Snag was, of course, that these openings only occurred on isolated days and were fairly brief. It also meant that much monitoring of white noise had to be done to get the most out of the band.

In the November issue of *PW*, I wrote that the months of October and November

were the most likely for an opening to Australia and, that if conditions were right, the band would be open around 0730-0930UTC. Fortunately this proved correct and I am pleased that a number of *PW* readers got in amongst the action. The initial sign that propagation exists to the far east is usually given by the reception of video signals around 49MHz. The first

report I have of this was on October 7 when signals were heard in central Europe. It was 10 days later that the first UK station detected anything from Australia. Around 0900UTC on October 17, **Geoff Brown GJ4ICD** (JER) copied VK video signals on 46.172MHz. On October 18 at 0815UTC, **OH2TI** worked 4F3BAA, the new prefix for the Philippines and between 0900-0930UTC he heard and worked VK8ZLX (PG66). Around the same time, stations in Greece were working into Hawaii. By now the more observant stations in the UK had sat up and noticed what was happening and were ready and waiting the next day, October 19, for the DX. Between 0850-0903UTC, **VK4BRG (QG48)** worked a number of stations including G3ZSS, G3WOS, G4AHN, G6HKM and GJ4ICD. At the same time, **Peter VK8ZLX** had propagation into Holland and Sweden, working a number of stations. Nothing

# VK8ZLX

Zone 29 Alice Springs PG66

TIME	MHz	RADIO	HIS RST	MY RST	2 WAY	QSL
0902 G.M.T.	50	G4ASR	5-3	5-6	Yes	# 133 Bureau Direct

Date: 12-10-89  
Txcr: Ic 575A  
Antenna: 8el  
Amplifier: 100W

SSD RTTY  
F.M. AMTOR  
C.W. E.M.E.  
73 de OP

**PETER SUMNER**  
PO Box 3242  
Alice Springs  
N.T. 0871  
Australia

appeared to have been worked from the UK on October 20-21 but **VK4FNQ** contacted stations in DL, OZ, SM, SV and 9H on the 21st. **Arne Nilsson SM7AED** (JO65) reports that he worked, between 0840-0940UTC, **VK4ABW**, **VK4ALM** (QG56), **VK4FNQ**, **VK4FP** (QH30), **VK4JH** (QH30), **VK4VU** (QH22), **KG6UH/DU1** and **KE0SC/DU3** (PK04). Another opening to western Australia occurred on October 27 between 0925-1000UTC with **PA0HIP** hearing **VK6JQ** (PH12) and **VK6YU** (OF77). Stations in DL and G also worked the **VK6**'s. This state continued through to the next morning with **PA0HIP** hearing **VK6JQ** from 0915-1115UTC and **SM7CMV** (JO75) working **KG6DH/DU1**, **KE0SC/DU3** and **KJ6WO/DU3** between 0950-1017UTC. Apparently, a few G stations managed to work into Australia around these times but I have not as yet received any confirmation of this. **Byron Fletcher G6HCV** (SFD) reports a number of **VK6** stations heard around 0958UTC on October 31. **PA0HIP** was a bit more specific mentioning that he worked **VK6HK** (OF78), **VK6RO** (OF77), **VK6YU** and **VK6JQ**, all between 0925-1115UTC. **Gareth Jones GW6ARL** (GDD), using an FT-890R and 3-element Yagi, reports that he worked **VK6TM** and is now aiming for DXCC, 100 countries on 50MHz. Congratulations to all those stations that managed to work down under. I suspect that those of you that didn't are going to have to wait another 10 years or so for conditions to be right again. Arrange to have your holidays around October 2000. Don't say you haven't been warned!

The band was also good for DX in other directions apart from the far east. **Ela Martyr G6HKM** (ESX) found **OH1LEU** (KP01), **OH6NRJ** (KP32), **OH8AXN** (KP23) and **SM2DME** (JO89) on September 30. An opening to southern Africa, on October 15, gave a QSO with **ZS6WB**. There was a minor aurora on October 20, resulting in a contact with **GM0GEI** (IO77). A number of stations were heard on the 22nd, including **OZ1ELF**, **TR8CA**, **ZS6WB**, **3X1SG** and **9H5AB**. It was even better on October 23, with **HC2FG**, **HC5K**, **TR8CA**, **V51E**, **ZS6AXT**, **ZS6SS**, **ZS6WB** all heard and **9L1US** worked for a new country and square.

**Ted Collins G4UPS** (DVN) passes on the news that **N4EJW** heard the **GB3SIX** beacon at 1127UTC on October 8 and that **K1JRW** was heard in the London area around midday but no QSOs resulted. Later in the day, at 1505UTC, Ted heard **9L1US** working into G, DL, PA and SV. On October 9, he heard the **CT0WW** beacon at 1320UTC via Sp-E and at 1500UTC, **V51E** and **V51VHF**. There was more Sp-E propagation on October 10, allowing contacts with **CT1LN**, **OE6DGG** and **SM7CMV**. The 15th was a good day, starting early at 0938UTC, by working **SM7AED**. The **OZ7IGY** beacon was heard at the same time. At 1222UTC, the **ZS6WB** keyer was heard for 20 minutes, followed by the **V51VHF** and **9L1US** beacons. A few hours later **A22BW**, **ZS6AXT**, **ZS6LN** and **ZS6WB** were all pounding in with very strong signals. On October 21, Ted worked **OZ1EIP** and heard **TU2EW**, **TU4DH**, **V51E**, **V51VHF**, **ZD8VHF** and **3X1SG**. It was very much the same on

the 22nd, with **EA4CGN** via crossband, **V51E**, **ZS6WB** and **3X1SG** appearing in the log. Also heard were **FY7THF**, **HC1FG**, **HC2FG**, **TR8CA**, **ZB0T**, **ZS6AXT** and **ZS9A**.

At my QTH, the only sign of DX was via the southerly t.e.p. path to Africa. On October 1, between 1810-1835UTC, **V51E** was heard in beacon mode on 50.102MHz peaking 559. It was heard again on October 15 at 1600UTC. At 1625UTC, a quick c.w. exchange was made with **ZS6LN** (KG46) at a distance of 8950km. Signals were fairly weak, 539 bothways. One week later, on October 22, the **V51E** beacon was heard between 1600-1730UTC. In this case it appeared that E-layer propagation was linking into a t.e.p. path which existed to the south. At 1650UTC, **ZB0T** (IM76) was heard putting a very strong signal into the UK. The other Namibian beacon, **V51VHF** (JG87) on 50.018MHz was heard peaking 559 between 1716-1730UTC. It runs 50W into a ground plane antenna. The rare DXCC country, Walvis Bay, was heard at 1737UTC when **ZS9A** (JG77) popped up briefly on 50.111MHz. Listen out for this station when the **V51** beacons are audible. He normally operates on c.w. A similar propagation path existed on October 31. From 1700UTC, many Italian stations were heard around 50.160MHz at S-9+. Between 1738-1815UTC, a number of African stations were heard including **ZS50M** (KG50), **ZS6LN** and **Z23JO**. Towards the end of the opening, around 1835UTC, a number of s.s.b. stations on Malta were copied, including **9H1AW**. This latter station is better known as Alan Wright **GW3LDH** who was on holiday at the time.

Finally, to put us all firmly in our place, here is a sample of DX worked or heard by **GJ4ICD** during October, CT, DL, F, GM, I, LA, OE, OH, ON, OZ, PA, SM, SV, 9H, **A22BW**, **CN2CW**, **FR5SIX**, **FY7THF**, **JAG6E**, **HC2FG**, **PZ1AP**, **TR8CA**, **TU4DH**, **VK4BRG**, **V51SW**, **ZD8VHF**, **ZS6PJS**, **3DA0BK**, **3X1SG** and **9L1US**. It may not surprise you that Geoff notched up his 99th country, on October 28 at 1137UTC, by working **CN2CW** via Sp-E.

## The 70MHz Band

Tropo conditions on this band during October were pretty dismal. Even the c.w. contest on the 21st failed to generate much activity.

At my QTH, the four hour c.w. event only produced 25 contacts. Unfortunately, 20 of those QSOs were made in the first two hours, leaving ample time to work the other five stations! The only portable stations heard out on the hills were **E19FK/P** and **GM4ZUK/P**.

**Colin Redwood G6MXL** (DOR) found



conditions during the 70MHz Trophy contest on August 16 to be excellent. He worked **G1SWH** (MCH), **GM4UJS/P** (DGL) and **GM8TFI/P** (SCD) for new counties.

**Martin Andrews GM6VXB** (GRN) reports that he is the only fixed station operating from IO97 square. He operates on all modes with an

FT101B, transverter and amplifier into a 6-element Yagi. Being located in a northerly latitude, visible auroras are quite common but they do not often result in radio propagation. However, when work loads permit, and conditions are right, he can often be found via this mode.

Another station operating from a rare locator is **Robert Ibbotson G0DVY**. He is located in JO03 (LCN) and despite being situated very close to sea level, is capable of putting out a very good signal.

**Gordon Smith GW6TEO** (DFD) in locator IO71, is a new station on the band, making his first QSO on November 11. He is using an IC290E into a Microwave Modules transverter and a BNOS amplifier giving about 80W into a 4-element Yagi at 10m above ground level.

**Dave Hilton-Jones G4YTL** (OFE) has been active on the band for some years with 25W from a home-brew transceiver into a 3-element Yagi. Very recently he completed a 4CX250B amplifier and replaced his old antenna with a 4-element Yagi.

**QSB**, the Four Metre Newsletter edited by **G4WND**, mentions a number of stations active on the f.m. mode. **Andy Dunham G6OHM** (CBE) uses a Pye Westminster and HB9CV antenna and although his QTH is badly shielded to the south he still manages to work many locals including **G0CFD**, **G0FHM**, **G1PSO**, **G6PSE**, **G8GIN** and **G8SAN**.

A few miles further south, **Clive Asquith G4ENB** (BFD) reports much f.m. activity from the Dunstable and Luton area. The Dunstable Downs Radio Club now has over a dozen members running mainly modified Westminster but also the odd Europa and Whitehall p.m.r. rig.

In 1986, **Jerry Russell G4SEU** founded the idea of promoting activity on 70MHz by having 13 different stations throughout the UK operating the special event call sign **GB4MTR**, each for a 28 day period. In 1991 the same idea will be resurrected with the help of **Roger Banks G4WND**. Permission has again been granted by the RSGB for **GB4MTR** to be operated by 13 different stations, all of whom will have multiband capability to enhance the promotion of 70MHz on other frequencies. A special QSL card will be produced and an award scheme will operate with a certificate available to

successful applicants. The first station to operate **GB4MTR**, from January 1-28, will be **G4WND** (SFD) located in Tamworth. I will give further information in next month's column regarding the rules of the award scheme.

## The 144MHz Band

The autumnal tropo season came and went with hardly a whisper of DX. There were a number of minor openings during October, mainly restricted to stations located close to coastal paths. Oh well, maybe next year!

On October 11, stations in south-east England were able to work into Eastern German and Czechoslovakia via tropo. A duct also existed over the top of the UK allowing **E16GF** (Co Wexford) to work a number of stations also in DL and OK. **G8PYP**, located on the south coast, worked **DD2VA** and **D88KJ** whilst over in Essex, **G6HKM** found **DB3TH/P**, **DC6HQ/P**, **DD1UA**, **DD4VK**, **DH3AD**, **DK9WB**, **DL4EAU/P**, **DL80AR**, **FC1GWT**, **FC10ET**, **LX1RR** and **OK1FFV/P** (JN69). In the GDR contest, at the beginning of October, **Ela** worked **Y25JI/P** and **Y46CI/P**, both in locator JO51. She also made contact with **DL5UJ** (JN49) giving him his first contact with the UK.

**Graham Peyman G0KON** (DOR) has written for the first time to the column, detailing contacts made on the band over the summer period. Using a Trio 9130 giving 25W into a 15-element Yagi, four Sp-E contacts were made in 1990 including **EA6PS** (JM19) and **EA7PZ** (IM67). Being located on the south coast, Graham is able to take advantage of tropo paths that exist frequently to Spain. On August 4-5 he worked **EA1WZ** (IN53), **EA1CJT/P** (IN63), **EA2BFM/P** (IN81), **EA2BWA/P** (IN93) and **EB1CFK** (IN73). A rare wet square, **EA2AWD/MM** in IN74, was worked on August 12. The QSO had started on tropo but floundered because of QSB but thanks to a large meteor burst, from the Perseids shower, was quickly completed.

Graham mentions that his main mode of operation is c.w. and that he wishes more operators would use the mode for local QSOs instead of using it just for DX chasing.

**Derrick Dance GM4CXP** (BDS) prefers, however, to use the mode mainly for DXing. On the other hand, it is possible that stations in the far flung north don't have many locals to talk to anyway. Whatever way you look at it, the use of c.w. should be encouraged on the v.h.f. bands.

**Ron Wilson G4NZU** (NOT) certainly agrees with this but is worried at the apparent lack of activity with the mode. He looked back at his old log books to find the date on which his 100th c.w. station was worked each year. During the years 1985-1988, the 100 was reached by early or middle March. In 1989, this had slipped to early May and in 1990 it was pushed back to the end of June. It is difficult to base statistics on this method but the trend may be correct. I would like to know what type of propagation mode Ron made most of his



# Back-Scatter

## Annual v.h.f./u.h.f. table January to December 1990

Station	50MHz		70MHz		144MHz		430MHz		1296MHz		Points
	Counties	Countries	Counties	Countries	Counties	Countries	Counties	Countries	Counties	Countries	
G1SWH	46	33	54	7	85	20	45	8	15	5	317
G6HKM	53	37			65	23	34	13	28	11	264
G0IMG	49	31	44	4	52	13	32	4	—	—	229
G4ASR	27	36	59	8	55	31					216
G6MXL	14	22	26	5	41	9	24	8	13	4	186
G0NFH	40	20	21	3	48	9	11	2	2	2	158
G0FYD	20	24	1	1	75	20	11	4	—	—	156
G8PYP	27	31	2	1	49	18	21	6			155
G04XTT	31	18			73	17	10	4			153
G8ESB	9	5	18	3	48	7	36	5	15	4	150
G0EVT	21	23			36	14	5	1			100
GW4HBK	2	12	39	7			29	4			93
GM4CXP	9	6	7	3	53	13					91
GAZTR	—	—	—	—	59	19					78
GW1MVL	2	2			43	10	11	2			70
G7CLY	—	—			60	9					69
G4SEU			62	6							68
GW7EVG					37	6					43
G7CFK	18	12									30
GM1ZVJ	1	9			2	1					13

QSOs by. If a good aurora occurred on January 1, I might possibly work 100+ c.w. stations on the first day of the year. Perhaps c.w. activity is proportional to the sunspot cycle?

A hastily scribbled note was received from **Ian Wright GW1MVL** (CWD). Something about getting married and moving QTH! Before the big day he found time to work FC1ARR (IN98), GJ3XBY/P, GM6LJE and GW4GFX/P, all during the September IARU contest.

**Gary Nicholas GW7EVG** (CWD) has been going through a painful learning curve recently. The red lead should really have gone to the positive terminal! So his 144MHz score for 1990 remains static at 37 counties and 6 countries. That is, until the IC202 comes back from the menders!

The first leg of the annual ARRL e.m.e. contest was held over the weekend of October 13-14. I tried listening with a single 18-element Yagi on a 10m boom, fixed horizontally. This size of Yagi allowed me to copy signals off the moon for just under two hours, but with moonrise occurring around 3am, I was only inclined to try listening during both moonset periods. On October 13, at 1329UTC, a QSO was made with W5UN, the moon being at 16° above the horizon. The next moonset period, on October 14, found W5UN, AF9Y, WA1JXN/7 and SM2CEW, the latter station being worked at 1348UTC, again when the moon was at 16° elevation.

GJ4ICD was also using a single Yagi, a 19-element in his case. Around 1400UTC on October 13, Geoff worked W5UN and heard IZFAK, OH7PI and ON7RB.

In last month's *PW*, I reported that **David Law G0LBK** (YSS) had not, as yet, been able to work OZ1HNE, a two Yagi station. During the contest on October 13, Dave succeeded in working him in 22 minutes. Other contacts made with the four 9-element Yagi array included DL8DAT, IZFAK, OZ4MM, SM2CEW, SM5FRH and W5UN. A total of 20 others stations were heard on random. Prior to the contest, on October 6-7, Dave worked DL5MAE, I1TXD, N5BLZ and VE7BQH.

### The 430MHz Band

As with the lower v.h.f. bands, tropo conditions have been virtually non-existent. Even the u.h.f./s.h.f. contest on October 6-7 failed to find much support from the UK.

GJ4ICD didn't hear any UK stations on 430MHz during the contest but mentions that over 20 French stations were worked as far away as the Spanish border. Contacts were made with stations in IN93, 94, 97, 98, JN05, 06, 09 and JN28 but nothing from the east or north.

G6MXL reports that PE0MAR/P was the highlight of the contest, so conditions must have been very poor indeed.

G6HKM took part in the cumulative contest on October 17 but tropo conditions were rock bottom. Best DX during October was FD1JRX (JN25).

**Rik Royall G8ESB** (YSN) mentions that he has skeds, most weekday evenings at 7pm local time, with G6JQV (DYS) and GM0DNH (TYS). They call initially on

432.200MHz, moving to 432.210MHz when contact has been established. Anyone is welcome to call in.

**Ian White G3SEK** (OFE) reports that he has shut down his 430MHz e.m.e. station for the winter, while he replaces the entire antenna system. He would have preferred to have replaced his old 8 Yagi array with something like a 6m dish but thinks it wouldn't suit his neighbours who have become acclimatised to Yagis. The new system will consist of 16 Yagis, rear mounted and able to rotate in polarisation to overcome the cross-polarisation problems that arise from Faraday rotation and inter-continental longitude differences. Ian was fortunate to have attended the 'International 430MHz & Above EME Conference' in Trenton, New Jersey, last August in which the opportunity was taken to review e.m.e. procedures. As a consequence the operating procedures for 430MHz and up have been changed, particularly necessary now that more DXpedition stations are starting to include 430MHz e.m.e. in their plans. Copies of these procedures are available from myself on receipt of an s.a.e.

### The Microwave Bands

Conditions on the 1296MHz band were quite good on September 28 allowing **G6HKM** to have QSOs with GUBIRF, ON4ABJ (JO21) and PA3DYS (JO21) who had only 200mW. The tropo opening, on October 11, which caused good propagation on the 144MHz band also extended up to 1296MHz giving contacts for Ela with DC6HQ/P and DF6IY, both in JN48. **John Hunter G3IMV** (BKS) worked several DL stations on 1296MHz during this opening, many over 600km.

### Annual c.w. ladder

Station	Band (MHz)				Points
	50	70	144	430	
G4ASR	59	31	170	—	260
G4OUT		48	138	—	186
G4NZU	18	5	159	—	182
G0OLEY	12	—	144	—	156
GM4CXP	11	7	78	—	96
G0FYD	31		62	1	94
G0DJA	17		10		27
GW4VXV	3		9	—	12

Number of different stations worked since 1 January 1990

### Deadlines

Please send your letters to reach me by the end of December. I always write up the column in the first few days of the following month. Don't forget that I can also receive messages via packet radio at my mailbox GB7TCM.

Photographs of your shack, antennas or any v.h.f. activity are especially welcome. Other pictorial items such as QSL cards, awards, certificates, etc., are also required.

and SP8UHF on 432.922MHz. They all run under 5W into crossed dipoles.

The v.h.f. repeater GB3BI, operating on channel R5 is off the air for a system overhaul. Contact GM4UMA for further details.

Four u.h.f. repeater units, GB3GR near Grantham on RB11, GB3NN in Wells on RB2, GB3OS in Stourbridge on RB2 and GB3YL in Lowestoft on RB14, are now back on the air.

The 1.3GHz f.m. TV repeater GB3GT on RT2 is off the air for maintenance. More details can be obtained from GM0GIB.

The Cambridge packet repeater GB7PX now has a 1.3GHz port. This should speed up the linking to other nodes. Another new 1.3GHz linking station is GB7AM located in Islington, Devon.

### VHF News

#### Stewart Howarth GM0GTU/MM

sent in a report from the Drill Rig *Ocean Victory* located in the northern area of the North Sea. Because of the nature of the work he is unable to be specific about when he is on board but is hopeful that his contract will continue through this winter. Accommodation space is limited on the drill rig and there are problems concerning the siting of antennas and electrical interference this may cause. Apart from that, Stewart is active on both 144MHz and 430MHz whenever he can find free time. He is able to work into southern Norway or eastern Scotland at any time on tropo and can even access the R0 repeater GB3SS. Most of his DX contacts have been made on c.w. via aurora. His only complaint is the bad manners from operators during these openings. Several QSOs have been lost because of other stations calling, particularly those who ignore 'KN' sent at the end of each over. Stewart thinks he could work two to three times as many stations if everyone waits for each contact to be fully completed. He is determined not to disappoint anyone by having the QSO cut short by bad mannered operators. I think we'll agree with that.

### DXpedition Update

**Jan-Martin LA8AK** passes on the news that QSL cards for his expeditions to JO37 and JO38 will soon be confirmed. Over 500 cards have been waiting to be processed since 1987.

### Beacon and Repeater News

Since suffering from storm damage in early 1990, the Belgian beacon ON4VHF on 144.984MHz has been operating at a power level of only 200mW. It has recently been taken out of service for general updating but will be back using microprocessor control together with other beacons on 430, 1296 and 2320MHz.

For some time there has only been one v.h.f. beacon in Poland, SP9VHF on 144.900MHz. SP5CCC passes on the news that in December 1990 four more beacons became operational. These are SP5VHF on 144.872MHz and SP5UHF on 432.872MHz, both located in KO02PC and similar units located in KO11GF, SP8VHF on 144.922MHz

### Meteor Showers

The following data, concerning meteor showers occurring in January, will help you determine in which direction to beam at specific times and when the shower is below the horizon.

The Quadrantids meteor shower will be encountered between January 2-6 peaking sharply on Friday 4th. Between 0000-0400UTC beam south-east or north-west, 0400 to 0600UTC beam north or south, 0700 to 1000UTC beam east or west, 1200 to 1700UTC beam north-east or south-west. The shower radiant is low between the hours of 1700-0000UTC and is therefore not usable for meteor scatter. I have always found this shower to be particularly good to Scandinavia in mid afternoon.

### QRZ Contest!

Additions have been made to the monthly Nordic activity contest to reflect the introduction of the 50MHz band throughout Europe.

In addition, changes have been made to the days on which these activity periods are held. The band sections will now run as follows: 144MHz on the first Tuesday of each month, 430MHz on the second Tuesday, Microwaves on the third Tuesday and 50MHz on the fourth Tuesday of the month. All sections will run from 1800-2200UTC during the winter and 1700-2100UTC during the summer. Contacts must be made with stations located in Denmark, Finland, Norway or Sweden. Monthly and yearly results are available, the yearly winner from each European country being awarded a contest Diploma. The full set of rules can be obtained from myself on receipt of an s.a.e.

Dates for the first of the Scandinavian activity contests in 1991 are as follows: 144MHz activity on January 1, 430MHz on January 8, Microwaves on January 15 and 50MHz activity on January 22.

If fast or slow scan television is your game, you should tune in to the first of the BATC Winter Cumulatives being held on January 3 and January 11. Each session lasts from 1900-2400UTC and is held on any band for which these modes are allowed.

# Back-Scatter

## Broadcast Round-up

Reports to Peter Shore via the PW Editorial Office

At the time of writing, the Gulf Crisis had subsided into continuing rhetoric by President Saddam and the Western powers, whilst on the international radio front, a war of frequencies has broken out. Several frequencies used by Iraqi Radio (both from Iraq and the transmitters in Kuwait annexed by Iraq) have been jumped on by other Arab broadcasters who are attempting almost, one might think, to jam Iraq. Some details appear in the African and Middle Eastern news section.

Jamming of BBC Arabic language transmissions by Iraq ended during October, and the additional frequencies given to the Arabic service were taken off during November.

BBC World Service celebrated two victories in November - the Czech authorities agreed to allow World Service programmes to be broadcast on transmitters within Czechoslovakia and BBC World Service in English, Czech and Slovak, together with English by Radio, will be available to listeners who will no longer have to rely on short wave.

The Chancellor's autumn statement brought good cheer, with the news that funding for the next three years is to be increased by around 6% in real terms. The increase in the Grant-in-Aid, provided from the coffers of the Foreign and Commonwealth Office, will allow increased investment in news and current affairs areas, in particular enabling increased news coverage for Eastern Europe and parts of the Far East. In addition, the construction of a new relay station in Thailand has been authorised and will commence in the next two years at a cost of around £20 million.

Interestingly the Dutch government announced the preceding week that it was not prepared to meet the cost of a joint BBC/Radio Netherlands station in Thailand. Radio Netherlands plans to lobby the government to reverse the decision, and will no doubt be aided by the British decision. The World Service station is planned to have two senders, but this would be increased in the event of Radio Netherlands joining the project.

In the Pacific KVOH, a religious station operated by the High Adventure Ministries, which currently operates from California principally directed to Cuba, announced plans to build a transmitting site on Guam. This would broadcast Mandarin and Cantonese to Asia, with Japanese and Korean added later. It is expected that the new site will operate with the callsign KHVH.

Radio Netherlands is to introduce more single side-band transmissions in its schedules, the station announced during November. With new transmitters in place on Bonaire, s.s.b. tests will start in the new year to evaluate the performance of the new senders. In an interview on *Media Network* the head of the station's frequency bureau, Jan Willem Drexhage, cited the Final Acts of the World Administrative Radio Conference (WARC) for HFBC (high

frequency broadcasting) in 1987 which resolved that all d.s.b. transmissions should cease at the end of 2015, subject to the review of a future WARC. The problem is that most of the world's short wave listeners do not have receivers capable of s.s.b. reception, and many short wave broadcast transmitters are not capable of s.s.b. transmissions. It is a chicken and egg situation to a certain extent, with broadcasters unwilling to change to s.s.b. whilst only a tiny proportion of listeners possess suitable receivers, and manufacturers not prepared to invest in the production of cheap s.s.b. receivers until broadcasters start using the mode.

The Soviet Union has made further reductions in its language services, and the October Revolution parade in Moscow, usually a good indication of what the station is up to, suffering from vastly reduced coverage on all networks. Radio Moscow's Russian World Service joined the domestic Mayak service only briefly for the event on November 7, and no live relays were heard on any foreign language service, including English. Meanwhile Polish from Moscow has been reduced by half, and Mongolian Radio relays of Radio Moscow's Mongolian service have been cut to just 30 minutes. It is interesting to note that whilst Moscow has systematically reduced many of its language services in terms of number of hours broadcast, its overall position in terms of daily frequency hours has remained fairly static. Emphasis has been placed on English, with more than a third of all frequency hours devoted to Radio Moscow's English World Service.

### European Stations All times UTC(=GMT)

English from Radio Austria at 0730 appears to have moved from 0730 to 0530, with the weekend 1030 to Australasia disappearing all together. The 1630 English to Africa broadcast has been retimed to 1730, with frequency changes from 21.49 and 11.78MHz both replaced by 12.01 and 6.155MHz.

Radio Finland's present schedule of English programmes is now:

0000-0025 on 11.755, 9.645MHz, 963, 558 & 252kHz  
0730-0745 on 11.755, 9.56, 6.12MHz, 963, 558 & 252kHz  
0900-0930 on 21.55 & 17.80MHz  
0930-0955 on 17.80(usb) & 15.245MHz  
1150-1215 on 21.55 & 15.40MHz (Mon-Fri only)  
1400-1425 on 21.55 & 15.40MHz (to 1445 on Sunday)  
1500-1530 on 15.185, 11.85, 11.755, 9.64, 6.12MHz, 963, 558 & 252kHz  
1930-1955 on 11.755, 9.55, 6.12MHz, 963, 558 & 252kHz  
2200-2225 on 11.755, 6.12MHz, 963, 558 & 252kHz

Radio France international now runs two French services, noted as RF1 and RF2 at some times of the day, notably 0530, 0600, 1230 and 1800. RF2 can be heard on the regular European frequency of 6.175MHz for all but the first two broadcasts.

The early morning English bulletin has now been dropped, but English continues at:

1230-1300 on 21.645, 21.635, 17.65, 15.195, 15.155, 11.67 & 9.805MHz  
1400-1500 on 21.77 & 7.125MHz  
1600-1700 on 17.85, 17.845, 17.795, 17.62, 15.36, 12.015, 11.705 & 6.175MHz

Radio Norway International has half-hour English broadcasts on Saturday and Sunday:

1200 on 25.73 & 21.695MHz  
1300 on 9.59 & 9.585MHz  
1600 on 21.73 & 15.225MHz  
1700 on 17.76 & 9.655MHz  
1800 on 15.31MHz  
1900 on 21.705, 17.73 & 15.22MHz  
2100 on 11.85 & 7.21MHz  
0100 on 11.925 & 9.615MHz  
0200 on 11.925 & 9.615MHz

Radio Sweden has some bad news for followers of its regular communications magazine, *Sweden Calling DXers*. In November, the programme was cut from its weekly slot and given just two placings a month on the first and third Tuesdays. In addition the programme is now shorter, and will concentrate on Nordic media news. English to Europe is now:

1800 on 11.90, 9.655, 6.065 & 1.179MHz  
1930 on 7.265 & 6.065MHz  
2200 on 6.065 & 1.179MHz  
2330 on 1.179MHz  
0100 on 1.179MHz

English programmes from that occasional broadcaster, the Red Cross Broadcasting Service based in Geneva are lined up for:

0310-0327 on 1, 4, 29 Jan; 1, 29 Feb; 1 Mar on 12.035, 9.885, 9.65 & 6.135MHz  
0740-0757 on 31 Dec, 3, 28, 31 Jan; 25, 28 Feb on 21.695, 17.67, 13.685 & 9.56MHz  
1040-1057 (dates as for 0740 transmission) on 21.77, 17.83, 15.57, 13.635 & 7.48MHz (China)  
1100-1240 on 30 Dec; 27 Jan; 24 Feb on 7.21MHz  
1310-1327 (dates as for 0740 transmission) on 21.695, 17.83, 15.57 & 13.635MHz  
1700-1840 on 31 Dec, 28 Jan, 25 Feb on 7.21MHz  
1710-1727 on same dates on 21.77, 17.83, 15.525, 11.955 & 9.885MHz

RCBS broadcasts on 7.21MHz during

the day suffer from QRM in Europe from BBC World Service transmissions which use the same frequency.

Vatican Radio has dropped the frequency of 7.25MHz for English at 1445-1500. The programme is now heard on 11.74, 9.645 and 6.248MHz. At 2050-2110, English is heard on 7.25 and 6.248MHz. At 0600 the transmission remains on 6.248 and 6.185MHz. The medium wave channel of 1.53MHz remains in parallel for all European programmes.

Radio Vilnius from November has been broadcasting at 2230 on 9.675, 6.10, 1.557MHz and 666kHz and at 2300 on 17.69, 17.665, 15.18, 11.79, 11.67 and 6.10MHz.

Radio Yugoslavia transmits in English to Europe:

1930-2000 on 17.84, 15.165, 7.165 & 6.165MHz  
2200-2245 on 15.165, 6.10 & 5.955MHz

### Middle East and African Stations

Iraq's Voice of Peace has been using 21.675MHz from 1000 until 1200, 11.99 and 6.055MHz between 1600 and 1800 and at 2000 until 2200 is on 21.675MHz.

The Riyadh General Service from Saudi Arabia has been noted on 11.99MHz, a Radio Kuwait frequency used to carry Radio Baghdad since the invasion of the Emirate.

**Roy Merrill**, a regular correspondent to this column, sent the Radio RSA vernacular schedule which was effective to the end of December (this column was written during November!) I've included it as some frequencies will doubtless be valid beyond the New Year.

0400-0700 French on 15.22, 15.365 & 17.745MHz  
0430-0530 Portuguese on 5.96 & 7.23MHz  
0900-1000 Tsong (Sat/Sun only) on 9.585MHz  
1400-1700 Swahili on 15.365MHz  
1500-1800 Lozi on 11.90MHz  
1600-1800 Chi-chewa on 5.96MHz  
1800-1900 Portuguese on 7.23MHz  
1800-2000 French on 15.365 & 17.745MHz  
1900-2100 Portuguese on 11.95 & 15.22MHz

Roy says that the Lozi and Chi-chewa have been heard regularly after 1700, whilst Chi-chewa particularly has been giving good reception with RSA idents, sometimes in English. There is adjacent channel QRM from Radio Netherlands between 1630 and 1725 and VoA in Albanian, but after 1725 there is usually no trouble in identifying the station.

Roy goes on to say that the station QSLs quite quickly, but that he does include an IRC (international reply coupon) to oil the wheels.

I wonder whether the station will hire out spare capacity at its transmitters before

For the very latest Broadcast News you can ring RadioLine (compiled by *Short Wave Magazine*) on 0898 654676.

Calls charged at 33p per minute off peak, 44p per minute all other times.

# Back-Scatter

too long - regular listeners will recall that Radio RSA had an extensive overseas service until some months ago which was disbanded to allow the station's limited resources to be concentrated on African coverage.

## Asian and Pacific Stations

Comments from Roy on Radio Australia who takes issue with the station's current schedule and the English transmission on 13.605MHz from 2200 until 0100. In fact, Roy observes, this seems to be a Chinese version of *Oz by Radio*, heard very clearly. There's also a clearly heard Oriental

language service on 13.705MHz from 2300 to just before 0000 - unidentified so far!

KSDA the Adventist World Radio station on Guam is now in English at 2300 and 0000 on 15.61MHz, a move from 15.125MHz.

Radio Korea transmits from Seoul, in the southern part of the divided country, to Europe in English at 0800 on 13.67 and 7.555MHz; at 1800 on 15.575MHz and at 2030 on 15.575 and 6.48MHz.

Radio New Zealand is using 9.695MHz from 0900 until beyond 1500, with 9.855MHz also heard during the morning.

The Sri Lanka Broadcasting Corporation, SLBC, noted on 15.12MHz by Roy Merrill with 9.72MHz in parallel.

## The Americas

Radio Nacional da Amazonia from Brazil is noted well in Europe on 15.445MHz.

Radio Canada International's media programme the *SWL Digest* is now heard to Africa on Sundays at 1835 on 17.82, 15.26 and 13.67MHz and to Europe, also on Sunday, at 2135 on 17.875 and 15.325MHz.

WCSN in Boston has English during the European day:

0600-1000 on 9.84MHz  
1000-1200 on 13.595 (Sat/Sun only)  
on 13.76, 9.495 & 9.455MHz (to America)

1200-1400 on 21.70 (Sat/Sun only) on 13.625 & 9.53MHz (to America)  
1600-2000 on 21.64MHz (Africa)  
1800-2000 on 13.625 & 11.65MHz  
2000-2200 on 17.555, 15.61 & 13.77MHz  
2200-2400 on 17.555 & 9.465MHz

WWCR, Worldwide Christian Radio based in Nashville has been heard with German at 2300 for thirty minutes on 15.69MHz.

**Heard something interesting?**  
**Write to Peter via the PW office.**  
**You can also leave a message on the answering machine after working hours.**

## Special Book Offer

**GUIDE TO UTILITY STATIONS Ninth Edition. By Joerg Klingenfuss. Published by Klingenfuss Publications**

**Available from the PW Book Service January/February 1991**

**Special Offer Price is £17.00 including p&p.**

**Offer valid on all orders placed before 31 January 1991**

This is the latest version of the annually updated book. It covers all types of utility stations between v.l.f. and 30MHz. For those of you who want even more up-to-date information, there is a supplement service available, which gives you updates in April and August. The range of information included in this book is truly amazing, making it the short wave utility listeners' bible.

The beginning of the book deals with frequency allocations and covers the entire spectrum from d.c. to 150MHz. As well as the usual tabular representation of the spectrum, extracts from the international radio regulations are published which give the full technical definition of each allocation.

The main frequency list takes up most of the book and lists over 15 000 frequencies between 9kHz and 30MHz. The format used for the display of the data is the frequency followed by the callsign, location including country, mode and any operational notes. As the list also includes voice transmissions, these utility stations are highlighted by employing bold type.

A very comprehensive callsign list comes next which is very well presented in that against each callsign is the station name and location followed by all the frequencies used by that call. This is very useful for identifying new stations when all you have is the callsign. Another chapter gives a selection of the regulations regarding the construction and use of callsigns, which is interesting.

Press stations are given a special mention, starting with an alphabetical list of countries and their press agencies. This list also gives the transmission times and frequencies of all the stations mentioned. The next list that proves invaluable is the one that comprises a chronological list of press services. In order to find an active press station all you have to do is check against this list for the required time of day and you can instantly see which stations and frequencies are in use. Then it is the turn of the FAX operator with a list of transmission schedules and frequencies for all the main FAX stations.

The final schedule concerns the NAVTEX navigational and meteorological warning service. Listed here are all the active stations along with their individual times and identification details. The remaining chapters cover the complete Q, Z and signal reporting codes, along with a host of definitions and regulations. There are even two fold-out maps showing the world and regional air route areas.

Klingenfuss  
**GUIDE TO UTILITY STATIONS**  
Ninth Edition



## HOW TO ORDER

Complete both coupons in ink, giving your name and address clearly in block capitals. Coupon (2) will be used as the address label to despatch your book to you. Send the coupons with your cheque to: *Practical Wireless, Book Offer (January), FREEPOST, Enefco House, The Quay, Poole, Dorset BH15 1PP*. If you wish to pay by credit card (Access, Mastercard, Eurocard or Visa only), please fill in your card details and sign the coupon where indicated. Available to readers of *PW* in England, Scotland, Wales, N. Ireland, the Channel Islands and the Isle of Man only. Orders are normally despatched within 28 days, but please allow time for carriage.

**The closing date for this offer is 31 January 1991.**

(1)

To: **PRACTICAL WIRELESS, Book Offer (January), FREEPOST, Enefco House, The Quay, Poole, Dorset BH15 1PP**

Please send me.....Guide To Utility Stations @ £17.00 each.

Name.....

Address.....

Post code.....

☐ I enclose cheque/PO (Payable to PW Publishing Ltd) £.....

☐ Charge to my Access/Visa Card the amount of £.....

Card No.

Valid from ..... to .....

Signature.....Tel:.....

(2)

Name.....

Address.....

PostCode.....

**PW JANUARY  
1991  
BOOK OFFER**

If you do not wish to cut your copy of *PW* you must still send this flash with full details and remittance.

PW Publishing Ltd., Poole, Dorset (Reg. No. 1980539, England)



The books listed have been selected as being of special interest to our readers. They are supplied from our editorial address direct to your door. Some titles are overseas in origin.

## HOW TO ORDER

**POST AND PACKING:** add 85p for one book, £1.20 for two or more books, orders over £30 post and packing free, (overseas readers add £1.50 for one book, £3.00 for two or more for surface mail postage) and send a postal order, cheque or international money with your order (quoting book titles and quantities) to **PW Publishing Limited, FREEPOST, Eneco House, The Quay, Poole, Dorset BH15 1PP**. Please make your cheques payable to Practical Wireless, payment by Access, Mastercard, Eurocard or Visa also accepted on telephone orders to Poole (0202) 665524. Books are normally despatched by return of post but please allow 28 days for delivery. Prices correct at time of going to press. Please note: all payments must be made in Sterling.

\* A recent addition to our Book Service. O/P = Out of print, O/S = Out of stock.

## RADIO

### AIR & METEO CODE MANUAL

10th Edition. **Joerg Klingenfuss**  
Detailed descriptions of the World Meteorological Organisation Global Telecommunication System operating FAX and RTTY meteo stations, and its message format with decoding examples. Also detailed description of the Aeronautical Fixed Telecommunication Network amongst others. 289 pages. £15.00

### BETTER RADIO/TV RECEPTION

**A. Nollawalla, A. T. Cushman and B. O. Clark**  
An Australian book giving guidance and advice to listeners seeking reliable reception of distant radio stations, and to DX listening hobbyists. 134 pages. £9.95

### PASSPORT TO WORLD BAND RADIO 1991

This book gives you the information to explore and enjoy the world of broadcast band listening. It includes features on different international radio stations, receiver reviews and advice as well as the hours and languages of broadcast stations by frequency. 390 pages. £13.95

### SCANNERS (Third Edition)

**Peter Rouse GU1DKD**  
A guide for users of scanning receivers, covering hardware, antennas, accessories, frequency allocations and operating procedures. 245 pages. £8.95

### SCANNERS 2

**Peter Rouse GU1DKD**  
The companion to Scanners, this provides even more information on the use of the v.h.f. and u.h.f. communications band and gives constructional details for accessories to improve the performance of scanning equipment. 216 pages. £9.95

### SHORT WAVE RADIO LISTENERS' HANDBOOK

**Arthur Miller**  
In easy-to-read and non-technical language, the author guides the reader through the mysteries of amateur, broadcast and CB transmissions. 207 pages. £7.99

### RADIOTELETYPE CODE MANUAL

10th Edition. **Joerg Klingenfuss**  
This book gives detailed descriptions of the characteristics of telegraph transmission on short waves, with all commercial modulation types including voice frequency telegraphy and comprehensive information on all RTTY systems and c.w. alphabets. 96 pages. £8.00

### THE SATELLITE EXPERIMENTER'S HANDBOOK (USA)

A guide to understanding and using amateur radio, weather and TV broadcast satellites. 207 pages. £7.50

### 1934 OFFICIAL SHORT WAVE RADIO MANUAL

Edited by **Hugo Gernsback**  
A fascinating reprint from a bygone age with a directory of all 1934 s.w. receivers, servicing information, constructional projects, circuits and ideas on building vintage sets with modern parts. 260 pages. £10.15

### HIGH POWER WIRELESS EQUIPMENT

Articles from *Practical Electricity* 1910-11  
Edited by **Henry Walter Young**  
A reprint of interesting practical articles from the early days of radio. 99 pages. £8.85

## BEGINNERS

### AN INTRODUCTION TO RADIO DXING (BP91)

**R. A. Penfold**  
How to find a particular station, country or type of broadcast and to receive it as clearly as possible. 112 pages. £1.95

### BEGINNER'S GUIDE TO RADIO

9th Edition. **Gordon J. King**  
Radio signals, transmitters, receivers, antennas, components, valves and semiconductor, CB and amateur radio are all dealt with here. 266 pages. £7.95

### ELECTRONICS SIMPLIFIED - CRYSTAL SET CONSTRUCTION (BP92). F. A. Wilson

Especially written for those who wish to take part in basic radio building. All the sets in the book are old designs updated with modern components. 72 pages. £1.75

### THE SIMPLE ELECTRONICS CIRCUIT AND COMPONENTS Book One (BP62)

The aim of this book is to provide an in-expensive but comprehensive introduction to modern electronics. 209 pages. £3.50

## TELEVISION

### THE ATV COMPENDIUM

**Mike Wooding G6JOM**  
This book is for those interested in amateur television, particularly the home construction aspect. There is not a 70cm section as the author felt this is covered in other books. Other fields, such as 3cm TV, are covered in depth. A must for the practical ATV enthusiast. 104 pages. £3.00

### AN INTRODUCTION TO SATELLITE TELEVISION (BP195)

**F. A. Wilson**  
Answers all kinds of questions about satellite television. For the beginner thinking about hiring or purchasing a satellite TV system there are details to help you along. For the engineer there are technical details including calculations, formulae and tables. 104 pages. £5.95

### A TV-DXERS HANDBOOK (BP176)

**R. Bunney**  
Information on transmission standards, propagation, receivers including multi-standard, colour, satellites, antennas, photography, station identification, interference etc. Revised and updated 1986. 87 pages. £5.95

### GUIDE TO WORLD-WIDE TELEVISION TEST CARDS

Edition 3. **Keith Hamer & Garry Smith**  
Completely revised and expanded, this is a handy reference book for the DXTV enthusiast. Over 200 photographs of Test Cards, logos, etc., world wide. 60 pages. £4.95

### SATELLITE TELEVISION INSTALLATION GUIDE

2nd Edition. **John Breeds**  
A practical guide to satellite television. Detailed guidelines on installing and aligning dishes based on practical experience. 56 pages. £11.95

## THEORY

### COMMUNICATION (BP89)

**Elements of Electronics Book 5**  
**F. A. Wilson**  
Fundamentals of line, microwave, submarine, satellite, digital multiplex, radio and telephony systems are covered, without the more complicated theory or mathematics. 256 pages. £2.95

### FILTER HANDBOOK A practical design guide

by **Stefan Niewiadomski**  
A practical book, describing the design process as applied to filters of all types. Includes practical examples and BASIC programs. 195 pages. £25.00

### FROM ATOMS TO AMPERES

**F. A. Wilson**  
Explains in simple terms the absolute fundamentals behind electricity and electronics. 244 pages. £3.50

### AUDIO (Elements of electronics - book 6)

**F. A. Wilson**  
This book studies sound and hearing, and examines the operation of microphones, loudspeakers, amplifiers, oscillators, and both disk and magnetic recording. Intended to give the reader a good understanding of the subject without getting involved in the more complicated theory and mathematics. 320 pages. £3.95

### PRACTICAL ELECTRONICS CALCULATIONS AND FORMULAE (BP53)

**F. A. Wilson**  
This has been written as a workshop manual for the electronics enthusiast. There is a strong practical bias and higher mathematics have been avoided where possible. 249 pages. £3.95

### SOLID STATE DESIGN FOR THE RADIO AMATEUR

**Wes Hayward W7ZOI and Doug DeMaw W1FB**  
Back in print by popular demand! A revised and corrected edition of this useful reference book covering all aspects of solid-state design. 256 pages. £10.95

### THE ARRL ELECTRONICS DATA BOOK

**Ooung DeMaw W1FB**  
Back by popular demand, completely revised and expanded, this is a handy reference book for the r.f. designer, technician, amateur and experimenter. 260 pages. £8.95

### A BEGINNERS GUIDE TO MODERN ELECTRONIC COMPONENTS

(BP265)  
**R. A. Penfold**  
This book covers a wide range of modern components. The basic functions of the components are described, but this is not a book on electronic theory and does not assume the reader has an in-depth knowledge of electronics. It is concerned with practical aspects such as colour codes, deciphering code numbers and the suitability. 164 pages. £3.95

### EVERYDAY ELECTRONICS DATA BOOK

**Mike Tooley BA**  
This book is an invaluable source of information of everyday relevance in the world of electronics. It contains not only sections which deal with the essential theory of electronic circuits, but it also deal with a wide range of practical electronic applications. 250 pages. £3.95

## LISTENING GUIDES

### AIR BAND RADIO HANDBOOK (3rd Edition)

**David J. Smith**  
Listen to conversations between aircraft and ground control. The author, an air traffic controller, explains more about this listening hobby. 174 pages. £8.99

### AIR TRAFFIC CONTROL

**David Adair**  
A guide to air traffic control with maps, drawings and photographs explaining how aircraft are guided through crowded airspace. 176 pages. O/P

### DIAL SEARCH

6th Edition (With Updates). **George Wilcox**  
The listener's check list and guide to European broadcasting. Covers m.w., l.w., v.h.f. and s.w., including two special maps. 54 pages. £3.95

### FLIGHT ROUTINGS 1990

**T. T. Williams**  
Identifies the flights of airlines, schedule, charter, cargo and mail, to and from the UK and Eire and overflights between Europe and America. 104 pages. £4.95

### GUIDE TO BROADCASTING STATIONS

20th Edition 1989/90. **Philip Derrington**  
Frequency and station data, receivers, antennas, Latin American DXing, reporting, computers in radio, etc. 240 pages. £9.95

### GUIDE TO FACSIMILE STATIONS 10th Edition

**Joerg Klingenfuss**  
This manual is the basic reference book for everyone interested in FAX. Frequency, call sign, name of the station, ITU country/geographical symbol, technical parameters of the emission are all listed. All frequencies have been measured to the nearest 100Hz. 318 pages. £14.00

### GUIDE TO FORMER UTILITY TRANSMISSIONS

3rd Edition. **Joerg Klingenfuss**  
Built on continuous monitoring of the radio spectrum from the sixties until the recent past. A useful summary of former activities of utility stations providing information in the classification and identification of radio signals. 126 pages. £8.00

### GUIDE TO UTILITY STATIONS

9th Edition. **Joerg Klingenfuss**  
This book covers the complete short wave range from 3 to 30MHz plus the adjacent frequency bands from 0 to 150kHz and from 1.8 to 3MHz. It includes details on all

types of utility stations including FAX and RTTY. There are 15802 entries in the frequency list and 3123 in the alphabetical call sign list plus press services and meteorological stations. 502 pages. (SEE SPECIAL OFFER, PAGE 67)

### HF OCEANIC AIRBAND COMMUNICATIONS

3rd Edition. **Bill Lever**  
Aircraft channels by frequency and band, main ground radio stations, European R/T networks, North Atlantic control frequencies. 29 pages. £3.50

### INTERNATIONAL RADIO STATIONS GUIDE (BP255)

Revised and updated in 1988, this book shows the site, country, frequency/wavelength and power of stations in Europe, the Near East and N. Africa, North and Latin America and the Caribbean, plus short wave stations worldwide. 128 pages. O/P

### MARINE UK RADIO FREQUENCY GUIDE

**Bill Lever**  
A complete guide to the UK s.w. and v.h.f. marine radio networks. Useful information, frequency listings and the World Marine Coastal Phone Stations. 62 pages. £4.95

### NEWNES SHORT WAVE LISTENING HAND BOOK

**Joe Pritchard GU1QW**  
A technical guide for all short wave listeners. Covers construction and use of sets for the s.w.l. who wants to explore the bands up to 30MHz. 288 pages. £12.95

### THE COMPLETE VHF/UHF FREQUENCY GUIDE

Updated 1990  
This book gives details of frequencies from 26-2250MHz with no gaps and who uses what. Recently updated, there are chapters on equipment requirements as well as antennas, etc. 88 pages. £5.95

### THE INTERNATIONAL VHF FM GUIDE

7th Edition. **Julian Baldwin G3UHK and Kris Partridge G8AUU**  
The latest edition of this useful book gives concise details of repeaters and beacons worldwide plus coverage maps and further information on UK repeaters. 70 pages. £2.85

### THE POCKET GUIDE TO RTTY AND FAX STATIONS

**Bill Lever**  
A handy reference book listing RTTY and FAX stations, together with modes and other essential information. The listing is in ascending frequency order, from 1.8 to 27.1MHz. 46 pages. £2.95

### SHORT WAVE LISTENERS CONFIDENTIAL FREQUENCY LIST

**Bill Lever**  
Covering the services and transmission modes that can be heard on the bands between 1.635 and 29.7MHz. £8.95

### VHF/UHF AIRBAND FREQUENCY GUIDE (Updated)

A complete guide to the airband frequencies including how to receive the signals, the frequencies and services. VOLUME 1 and much more about the interesting subject of airband radio. 74 pages. £5.95

### WORLD RADIO TV HANDBOOK 1990

Country-by-country listings of long, medium and short wave broadcast and TV stations. Receiver test reports. English language broadcasts. The s.w.l.'s 'bible'. 576 pages. £18.99

## INTERFERENCE

### INTERFERENCE HANDBOOK (USA)

**William R. Nelson WA6FOG**  
How to locate and cure r.f.i. for radio amateurs, CBers and TV and stereo owners. 253 pages. £8.75

### RADIO FREQUENCY INTERFERENCE (USA)

What causes r.f.i.? Are all r.f.i. problems difficult, expensive and time-consuming to cure? These questions and many more are answered in this book. 84 pages. £4.30

## AMATEUR RADIO

### The ARRL UHF/Microwave Experimenter's Manual

**Various Authors**  
A truly excellent manual for the keen microwave enthusiast and for the budding 'microwaver'. With contributions from over 20 specialist authors. Chapters covering techniques, theory, projects, methods and mathematics. A must for your bookshelf! 446 pages. £13.50

### AMATEUR RADIO CALL BOOK (RSGB)

Spring Edition  
Now incorporates a 48-page section of useful information for amateur radio enthusiasts. 310 pages. £7.70

### AMATEUR RADIO SATELLITES the first 25 years

**Arthur C. Gee G2UK**  
This souvenir publication mainly a pictorial account of the pattern of developments which have occurred over the last 25 years. 34 pages. £2.25

### AN INTRODUCTION TO AMATEUR RADIO (BP257)

**I. D. Poole**  
This book gives the newcomer a comprehensive and easy to understand guide through amateur radio. Topics include operating procedures, jargon, propagation and setting up a station. 150 pages. £3.50

### HINTS AND KINKS FOR THE RADIO AMATEUR

Edited by **Charles L. Hutchinson and David Newkirk**  
A collection of practical ideas gleaned from the pages of QST magazine. 152 pages. £4.95

### HOW TO PASS THE RADIO AMATEURS' EXAMINATION (RSGB)

**Clive Smith G4FZH and George Benbow G3HB**  
The background to multiple choice exams and how to study for them with sample RAE papers for practice plus maths revision. 88 pages. £6.20

### PASSPORT TO AMATEUR RADIO

Reprinted from **PW 1581-1582**  
The famous series by GW3JGA, used by thousands of successful RAC candidates

in their studies. Plus other useful articles for RAE students.  
*96 pages. £1.50*

#### **PRACTICAL IDEAS FOR RADIO AMATEURS**

**Ian Poole G3YWX**

Offers a wealth of hints, tips and general practical advice for all transmitting amateurs and short wave listeners. *128 pages. £5.95*

#### **PRACTICAL GUIDE TO PACKET OPERATION IN THE UK**

**Mike Mansfield G6AWD**

Aimed at all user of packet mode being an excellent introduction and reference manual. Spiral bound to lay flat 70 pages A4 sized. *£6.00*

#### **RADIO AMATEUR'S GUIDE TO RADIO WAVE PROPAGATION**

**(HF Bands). F. C. Judd G2BCX**

The how and why of the mechanism and variations of propagation in the h.f. bands. *144 pages. £8.95*

#### **THE 1990 ARRL HANDBOOK FOR THE RADIO AMATEUR**

This is the 66th edition of this very useful hardback reference book. Updated throughout it has several new sections covering oscilloscopes, spectrum analysers, digital frequency synthesis, phase-noise measurement and new constructional projects. *1200 pages. 0/5*

#### **\*THE ARRL OPERATING MANUAL**

Another very useful book from the ARRL. Although written for the American radio amateur, this book will also be of use and interest to the UK amateur. *684 pages. £12.95*

#### **THE ARRL SATELLITE ANTHOLOGY**

The best from the Amateur Satellite News column and articles out of 31 issues of QST have been gathered together in this book. The latest information on OSCARs 9 through 13 as well as the RS satellites is included. Operation on Phase 3 satellites (OSCAR 10 and 13) is covered in detail. *97 pages. £4.95*

#### **THE COMPLETE DX'er**

**Bob Lacher W9KNI**

Now back in print, this book covers equipment and operating techniques for the DX chaser, from beginner to advanced. *187 pages. £7.95*

#### **THE RAE MANUAL (RSGB)**

**G.L. Benbow G3HB**

The latest edition of the standard aid to studying for the Radio Amateurs' Examination. Updated to cover the latest revisions to the syllabus. *132 pages. £8.20*

#### **THE RADIO AMATEUR'S DX GUIDE (USA)**

**15th Edition**

The guide contains information not easily obtained elsewhere and is intended as an aid and quick reference for all radio amateurs interested in DX. *38 pages. £2.95*

#### **THE RADIO AMATEUR'S QUESTIONS & ANSWER REFERENCE MANUAL.**

**4th Edition. R. E. G. Petri G8CCJ**

This book has been compiled especially for students of the City and Guilds of London Institute RAE. It is structured with carefully selected multiple choice questions, to progress with an recognised course of instruction, although it is not intended as a text book. *280 pages. £7.95*

#### **ALL ABOUT VHF AMATEUR RADIO (USA)**

**W. I. Orr W6SAI**

VHF/UHF propagation, including moonbounce and satellites, equipment and antennas. *172 pages. £7.95.*

#### **YOUR GATEWAY TO PACKET RADIO**

**Stan Horzepa W1LOU**

What is packet radio good for and what uses does it have for the 'average' amateur? What are protocols? Where, why, when? Lots of the most asked questions are answered in this useful book. It included details of networking and space communications using packet. *278 pages. £7.95*

## **MAPS**

#### **RADIO AMATEUR'S MAP OF NORTH AMERICA(USA)**

Shows radio amateur prefix boundaries, continental and zonal boundaries. *760 x 636mm. £2.95*

#### **IARU LOCATOR MAP OF EUROPE DARC**

This multi-coloured, plastics laminated, map of Europe shows the AIRU ("Maidenhead") Locator System. Indispensable for the v.h.f. and u.h.f. DX'er. *692 x 872mm. £5.25*

#### **RADIO AMATEUR'S PREFIX MAP OF THE WORLD (USA)**

Showing prefixes and countries, plus listings by order of country and of prefix. *1014 x 711mm. £2.95*

#### **RADIO AMATEUR'S WORLD ATLAS (USA)**

Seventeen pages of maps, including the world-polar projection. Also includes the table of allocation of international call sign series. *£3.50*

## **DATA REFERENCE**

#### **DIGITAL IC EQUIVALENTS AND PIN CONNECTIONS (BP140)**

**A. Michaels**

Equivalents and pin connections of a popular selection of European, American and Japanese digital i.c.s. *256 pages. 0/P*

#### **INTERNATIONAL DIODE EQUIVALENTS GUIDE (BP108)**

**A. Michaels**

Possible substitutes for a large selection of many different types of semiconductor diodes. *144 pages. 0/P*

#### **INTERNATIONAL TRANSISTOR EQUIVALENTS GUIDE (BP195)**

**A. Michaels**

Possible substitutes for a popular selection of European, American and Japanese transistors. *320 pages. £3.50*

#### **LINEAR IC EQUIVALENTS AND PIN CONNECTIONS (BP141)**

**A. Michaels**

Equivalents and pin connections of a popular selection of European, American and Japanese linear i.c.s. *320 pages. 0/P*

#### **NEWNES AUDIO & HI-FI ENGINEER'S POCKET BOOK**

**Vivian Capel**

This is a concise collection of practical and relevant data for anyone working on sound systems. The topics covered include microphones, gramophones, CDs to name a few. *190 pages. Hardback. £9.95*

#### **NEWNES COMPUTER ENGINEER'S POCKET BOOK**

**9th Edition**

Presenting all aspects of electronics in a readable and largely non-mathematical form for both the enthusiast and the professional engineer. *315 pages. Hardback. £8.95*

#### **NEWNES RADIO AND ELECTRONICS ENGINEER'S POCKET BOOK**

**18th Edition. Keith Brindley**

Useful data covering math, abbreviations, codes, symbols, frequency bands/allocations, UK broadcasting stations, semi-conductors, components, etc. *325 pages. Hardback. £9.95*

#### **NEWNES TELEVISION AND VIDEO ENGINEER'S POCKET BOOK**

**Eugene Trundle**

This is a valuable reference source for practitioners in "entertainment" electronic equipment. It covers TV reception from v.h.f. to s.h.f. display tubes, colour camera technology, video recorder and video disc equipment, video text and hi-fi sound. *323 pages. Hardback. 0/P*

#### **POWER SELECTOR GUIDE (BP235)**

**J. C. J. Van de Ven**

This guide has the information on all kinds of power devices in useful categories (other than the usual alpha numeric sort) such as voltage and power properties making selection of replacements easier. *160 pages. £4.95*

#### **TRANSISTOR SELECTOR GUIDE (BP234)**

**J. C. J. Van de Ven**

This guide has the information on all kinds of transistors in useful categories (other than the usual alpha numeric sort) such as voltage and power properties making selection of replacements easier. *192 pages. 0/P*

## **FAULT FINDING**

#### **ARE THE VOLTAGES CORRECT?**

**Reprinted from PW 1982-1983**

How to use a multimeter to fault-find on electronic and radio equipment, from simple resistive dividers through circuits using diodes, transistors, i.c.s and valves. *44 pages. £1.50*

#### **GETTING THE MOST FROM YOUR MULTIMETER (BP239)**

**R. A. Penfold**

This book is primarily aimed at beginners. It covers both analogue and digital multimeters and their respective limitations. All kinds of testing is explained too. No previous knowledge is required or assumed. *102 pages. £2.95*

#### **MORE ADVANCED USES OF THE MULTIMETER BP265**

**R.A. Penfold**

This book is primarily intended as a follow-up to BP239, Getting the most from your Multimeter. By using the techniques described in this book you can test and analyse the performance of a range of components with just a multimeter (plus a very few inexpensive components in some cases). The simple add-ons described extend the capabilities of a multimeter to make it even more useful. *85 pages. £2.95.*

#### **OSCILLOSCOPES, HOW TO USE THEM, HOW THEY WORK 3rd Edition**

**Ian Hickman**

This book describes oscilloscopes ranging from basic to advanced models and the accessories to go with them. *£12.95*

#### **PRACTICAL HANDBOOK OF VALVE RADIO REPAIR**

**Chas E. Miller**

The definite work on repairing and restoring valved broadcast receivers dating from the 1930s to the 60s. Appendices giving intermediate frequencies, valve characteristic data and base connections. *230 pages. Hardback. £20.00*

#### **TRANSISTOR RADIO FAULT FINDING CHART (BP70)**

**C. E. Miller**

Used properly, should enable most common faults to be traced reasonably quickly. Selecting the appropriate fault description at the head of the chart, the reader is led through a sequence of suggested checks until the fault is cleared. *635 x 455mm (approx). £0.95*

## **CONSTRUCTION**

#### **COIL DESIGN AND CONSTRUCTION MANUAL (BP 160)**

**B.B. Banbani**

Covering h.f. coils to power transformers this 100 page pocket sized book is crammed full of information and tables for the constructor. *110 x 175mm 100 pages £2.50*

#### **FURTHER PRACTICAL ELECTRONICS CALCULATIONS AND FORMULAE (BP144)**

**F. A. Wilson**

Covering Maths, digital maths, electrostatics, electromagnetics and all forms of electronic calculations, with many worked examples, of amplifiers, noise, feedback etc. *450 pages, 110 x 175mm. £4.95*

#### **HOW TO DESIGN AND MAKE YOUR OWN P.C.B.s (BP121)**

**R. A. Penfold**

Designing or copying printed circuit board designs from magazines, including photographic methods. *80 pages. £2.50*

#### **INTRODUCING ORP**

**Collected articles from PW 1983-1985**

An introduction to low-power transmission, including constructional details of designs by Rev. George Dobbs G3RJY for transmitters and transceivers from Top Band to 14MHz, and test equipment by Tony Smith G4FAL. *84 pages. £1.50*

#### **MORE ADVANCED POWER SUPPLY PROJECTS (BP192)**

**R. A. Penfold**

The practical and theoretical aspects of the circuits are covered in some detail. Topics include switched mode power supplies, precision regulators, dual tracking regulators and computer controlled power supplies, etc. *92 pages. £2.95*

#### **POWER SUPPLY PROJECTS (BP76)**

**R. A. Penfold**

This book gives a number of power supply designs including simple unregulated types, fixed voltage regulated types and variable voltage stabilised designs. *91 pages. £2.50*

#### **PRACTICAL POWER SUPPLIES**

**Collected articles from PW 1978-1985**

Characteristics of batteries, transformers, rectifiers, fuses and heatsinks, plus designs for a variety of mainsdriven power supplies, including the PW "Marchwood" giving a fully stabilised and protected 12V 30A d.c. *48 pages. £1.25*

#### **ORP NOTEBOOK**

**Doug DeMaw W1FB**

This book deals with the building and operating of a successful ORP station. Lots of advice is given by the author who has spent years as an ardent ORP'er. All the text is easy-to-read and the drawings large and clear. *77 pages. £4.95*

#### **TEST EQUIPMENT CONSTRUCTION**

**R.A. Penfold**

Describes, in detail, how to construct some simple and inexpensive, but extremely useful, pieces of test equipment. *104 pages. £2.95*

#### **50 (FET) FIELD EFFECT TRANSISTOR PROJECTS**

**F.G. Rayer**

50 circuits for the s.w.l., radio amateur, experimenter or audio enthusiast using f.e.t.s. *104 pages. £2.95*

## **ANTENNAS (AERIALS)**

#### **AERIAL PROJECTS (BP105)**

Practical designs including active, loop and ferrite antennas plus accessory units. *96 pages. £2.50*

#### **ALL ABOUT CUBICAL QUAD ANTENNAS (USA)**

**W. I. Orr W6SAI & S. D. Cowan W2LX**

Theory, design, construction, adjustment and operation of quads. Quads vs. Yagis. Gain figures. *109 pages. £5.50*

#### **ALL ABOUT VERTICAL ANTENNAS (USA)**

**W. I. Orr W6SAI & S. D. Cowan W2LX**

Theory, design, construction, operation, the secrets of making vertical work. *191 pages. £7.50*

#### **AN INTRODUCTION TO ANTENNA THEORY (BP198)**

**H. C. Wright**

This book deals with the basic concepts relevant to receiving and transmitting antennas. Lots of diagrams reduce the amount of mathematics involved. *86 pages. £2.95*

#### **ANTENNA IMPEDANCE MATCHING**

**Wilfred N. Caron**

Proper impedance matching of an antenna to a transmission line is of concern to antenna engineers and to every radio amateur. A properly matched antenna as the termination for a line minimises feed-line losses. Power can be fed to such a line without the need for a matching network at the line input. There is no mystique involved in designing even the most complex multi-element networks for broadband coverage. Logical step-by-step procedure is followed in this book to help the radio amateur with this task. *192 pages. £11.95*

#### **BEAM ANTENNA HANDBOOK (USA)**

**W. I. Orr W6SAI & S. D. Cowan W2LX**

Design, construction, adjustment and installation of h.f. beam antennas. *198 pages. £8.75*

#### **\*NOVICE ANTENNA NOTEBOOK**

**Doug DeMaw W1FB**

Another book from the pen of W1FB, this time offering "new ideas for beginning hams". All the drawings are large and clear and each chapter ends with a glossary of terms. *130 pages. £3.95*

#### **OUT OF THIN AIR**

**Collected Antenna Articles from PW 1977-1980**

Including such favourites as the ZL Special and "2BCX 16-element beams for 2m, and the famous "Slim Jim", designed by Fred Judd G2BCX. Also features systems for Top Band, medium wave/long wave loop designs and a v.h.f. direction finding loop. Plus items on propagation, accessories and antenna design. *80 pages. £1.80*

#### **SIMPLE, LOW-COST WIRE ANTENNAS FOR RADIO AMATEURS (USA)**

**W. I. Orr W6SAI & S. D. Cowan W2LX**

Efficient antennas for Top Band to 2m, including "invisible" antennas for difficult station locations. *191 pages. £6.75*

#### **THE ARRL ANTENNA BOOK (USA) 15th Edition**

A station is only as effective as its antenna system. This book covers propagation, practical constructional details of almost every type of antenna, test equipment and formulas and programs for beam heading calculations. *£12.95*

#### **THE ARRL ANTENNA COMPENDIUM (USA)**

**Volume One**

Fascinating and hitherto unpublished material. Among the topics discussed are quads and loops, loop periodic arrays, beam and multi-band antennas, verticals and reduced size antennas. *175 pages. £7.50*

#### **WIRES & WAVES**

**Collected Antenna Articles from PW 1980-1984**

Antenna and propagation theory, including NBS Yagi design data. Practical designs for antennas from medium waves to microwaves, plus accessories such as a.t.u.s, s.w.r. and power meters and a noise bridge. Dealing with TVI. *160 pages. £3.00*

#### **W1FB'S ANTENNA NOTEBOOK**

**Doug DeMaw W1FB**

This book provides lots of designs, in simple and easy to read terms, for simple wire and tubing antennas. All drawings are large and clear making construction much easier. *124 pages. £3.95*

#### **25 SIMPLE AMATEUR BAND AERIALS (BP125)**

**E. M. Noll**

How to build 25 simple and inexpensive aerials, from a simple dipole through beam and triangle designs to a mini-rhombic. Dimensions for specific spot frequencies including the WARC bands. *80 pages. £1.95*

#### **25 SIMPLE INDOOR AND WINDOW AERIALS (BP136)**

**E. M. Noll**

Designs for people who live in flats or have no gardens, etc., giving surprisingly good results considering their limited dimensions. *64 pages. £1.75*

#### **25 SIMPLE SHORT WAVE BROADCAST BAND AERIALS (BP132)**

**E. M. Noll**

Designs for 25 different aerials, from a simple dipole through helical designs to a multi-band umbrella. *80 pages. £1.95*

#### **25 SIMPLE TROPICAL AND MW BAND AERIALS (BP145)**

**E. M. Noll**

Simple and inexpensive aerials for the broadcast bands from medium wave to 49m. *64 pages. £1.75*

#### **THE RADIO AMATEUR ANTENNA HANDBOOK**

**William I. Orr W6SAI & Stuart D. Cowan W2LX**

Yagi, quad, quagi, i-p, vertical, horizontal and "sloper" antennas are all covered. Also towers, grounds and rotators. *190 pages. £8.75*

## **COMPUTING**

#### **AN INTRODUCTION TO COMPUTER COMMUNICATIONS (BP177)**

**R. A. Penfold**

Details of various types of modem and their applications, plus how to interconnect computers, modems and the telephone system. Also networking systems and RTTY. *96 pages. £2.95*

#### **AN INTRODUCTION TO COMPUTER PERIPHERALS (BP170)**

**J. W. Penfold**

Covers a wide range of computer peripherals such as monitors, printers, disk drives, cassette recorders, modems, etc., explaining what they are, how to use them and the various types of standards. *80 pages. £2.50*

#### **NEWNES AMATEUR RADIO COMPUTING HANDBOOK**

**Joe Pritchard GIUQW**

Shows how radio amateurs and short wave listeners can 'listen' to signals by reading text on a computer screen. This book also covers the application of computers to radio 'housekeeping' jobs such as log-keeping, QSL cards, satellite predictions and antenna design as well as showing how to control a radio with the computer. *368pages. £14.95*

## **MORSE**

#### **INTRODUCING MORSE**

**Collected Articles from PW 1982-1985**

Ways of learning the Morse Code, followed by constructional details of a variety of keys including Iambic, Triambic, and an Electronic Bug with a 528-bit memory. *48 pages. £1.25*

#### **THE SECRET OF LEARNING MORSE CODE**

**Mark Francis**

Designed to make you proficient in Morse code in the shortest possible time, this book points out many of the pitfalls that beset the student. *87 pages. £4.95*





## Computer Soft/w & Hard/w

**COMMODORE COMPUTERS** (+4, C16, 64, 128). "MICROCOM" CW/RTTY TX/RX with superb Morse tutor. "TURBO LOG" ultimate high speed station log. "MICROCOM INTERFACE" ready built. S.A.E. to:- Moray Micro Computing, Enzie Slackhead, Buckie, Moray AB5 2BR. (Tel: 0542 7384).

**IBM/COMPATIBLE SHAREWARE CATALOGUE**, 7000+ files, wordprocessors, spreadsheets, communications, Ham & games. Send £1.50 or 2 disks & return postage. AK SHAREWARE, 54 Sheldrake Road, Christchurch, Dorset BH23 4BP.

**ATARI 520/1040/STE MORSE MASTER** Complete CW tutor for novices and professionals. Send/receive under realistic on air conditions. complete with cable. £29.99 from **BOSCAD LTD**, 16 Aytoun Grove, Baldridgeburn, Dunfermline, FIFE KY12 9TA. For info Tel: (0383) 729584, evenings.

## Educational

**ELECTRONICS WORKSHOP** Repairs, rebuilds, modifications, advice. Specialists in valve equipment. See also PAYL School Green, G1NAK Chylean, Tintagel, Cornwall. Tel: (0840) 212262.

**R.A.E. PAY AS YOU LEARN** Correspondence. £2 per lesson includes tuition. See also Electronics Workshop. Green, C. Eng., M.I.E.E. Chylean, Tintagel, Cornwall. Tel: (0840) 212262

**MAIDSTONE YMCA** Kent's radio tuition centre for RAE Novice CB and CW. For further information Tel: (0634) 831504 (RAE): (0580) 892353 (Novice CW): (0622) 30544 (12wpm CW): (0622) 850277 (Membership details. RSGB Morse test 19th January. Dummy morse test and coaching 8th January 8pm. QX5 GB2CW Sundays 8.30pm 144.25MHz.

## RAE COURSE ON VIDEO

*Contains nearly all you need for the Radio Amateurs Exam.*

**£25** inc. Post & Packing. VHS only.

**PWT ELECTRONICS**

21 ELMBANK, BUCKFASTLEIGH, DEVON TQ11 0DN.

## Veteran & Vintage

**THE VINTAGE WIRELESS BOOK LISTING.** Published regularly containing 100s of out of print, old and collectable wireless and T.V. books, magazines, etc. Send three first class stamps for next copy or £1.75 for next 4 issues. **WANTED**, Pre-1960 wireless books, magazines, catalogues, any printed material or ephemera relating to wireless. CHEVET BOOKS, 157 Dickson Road, Blackpool, Lancashire FY1 2EU. Tel: (0253) 751858

**VINTAGE RADIO & AUDIO ENTHUSIASTS:-** Contact us for components, valves, service sheets, radios & amplifiers. Mail order to anywhere - over the counter retails Saturday only. Send 46p stamp for FREE catalogues & newsheet. THE VINTAGE WIRELESS COMPANY, Tudor House, Cosham Street, Mangotsfield, Bristol BS17 3EN. Tel:- (0272) 565472 or Fax: (0272) 575442. All major credit cards accepted by letter, PHONE OR FAX.

**WANTED: PYE MOZART HI-FI SYSTEM**, recognised by horizontal EL34S, copper front panel. Also wanted associated AM/FM tuner, looks similar to above. (0875) 33291.

## Components

**MAINLINE ELECTRONICS CATALOGUE NOW AVAILABLE.** Contains more RF components than there's sliced bread at Hovis. An essential item for the radio constructor. PO 235, Leicester LE2 9SH.

## QUARTZ CRYSTALS and FILTERS

Large numbers of standard frequencies in stock for amateur, CB, professional and industrial applications. Stock crystals **£5.50** each (inc. VAT and UK post). Any frequency or type made-to-order from **£5.50**. Phone or SAE for lists.

**GOLLEDGE ELECTRONICS**  
Merriott, Somerset, TA16 5NS  
Tel: (0450) 73718

**J. A. B. The new name in Mail Order.** Electronic and R. F. Components, with an evening telephone service. Catalogue 50p (Refunded on first order) from:- JAB 76 Wensleydale Road, Great Barr, Birmingham B42 1PL.

**TOROIDAL CORES, FERRITE BEADS**, send 50p for catalogue to: FERROMAGNETICS, PO Box 577, Mold, Clwyd, N. Wales CH7 1AH.

## Miscellaneous

**G2VF LOOP ANTENNAS COMPLETE WITH ATU FOR H.F. HAM RADIO BAND TRANSMISSION** (SWR One to One 40, 15 and 10 and One Point Five to One 80 and 20) **AND SWLs, AND LONG AND MEDIUM WAVE BANDS FOR BCLs**. Loops 21 inches square or triangle. No special skills required. Circuits, Parts Lists with sources of supply assembly data. **HIGH FREQUENCY LOOP** 80 to 10 Metres **£5**. **LONG AND MEDIUM WAVE LOOP** for BCLs **£3**. **LONG WAVE MEDIUM WAVE AND SHORT WAVE LOOP** 1500 to 10 Metres **FOR THE BCL AND SWLs**. **SHORT WAVE ATU FOR LOOP OR LONG WIRE ANTENNA** **£4**. **SHORT WAVE ATU BUILT IN PRE AMP FOR LOOP OR LONG WIRE** **£7**. Pre-amp LW, MW and SWave **£2**. **MW LOOP** with pre amp ATU **£3**. **PRE AMP FOR G2VF HF Loop** or ATU **£4**. SAE details. All projects DIY. Metal Detector **£2**. PhotoCopy HRO manual **£4**. F.G. Rylands, 39 Parkside Avenue, Millbrook, Southampton SO1 9AF Tel. (0703) 775064.

**HEATHKIT U.K.** Spares and Service Centre. Cedar Electronics. Unit 12, Station Drive, Bredon, Tewkesbury, Glos. Tel: (0684) 73127.

**INVENTION, DEVELOPMENT & INNOVATION LTD** Can help commercialise your idea - Telephone: Cambridge (0223) 892789.

## For Sale

## RCS VARIABLE VOLTAGE D.C. BENCH POWER SUPPLY

1 to 24 volts up to 0.5 amp. 1 to 20 volts up to 1 amp. 1 to 16 volts up to 1.5 amps. D.C. Fully stabilised. Twin panel meters for instant voltage and current readings. Overload protection. Fully variable. Operates from 240V A.C. Compact Unit size 9 x 5.5 x 3ins.

**£42** incl. VAT + Post £2.



**NEW MODEL** Up to 38 volts DC at 5amp. 10 amp peak. Fully variable. Twin Panel Meters. Size 14.5 x 11 x 4.5in. **£96** inc VAT. Carr £8

**RADIO COMPONENT SPECIALISTS**  
337 Whitehorse Road, Croydon SURREY, U.K. Tel: 081-684 1665  
List Large S.A.E. Delivery 7 days. Callers Welcome. Closed Wednesday

## 144MHz to 2500MHz Cavity Wavemeter.

One Wavemeter to cover the VHF/UHF Bands 144MHz to over 2500MHz. Don't get caught without one.

Write to: P. Sergeant G4ONF,  
6 Gurney Close,  
Costessey, Norwich.  
Tel: (0603) 747782

## Wanted

**URGENTLY WANTED: RACAL HF PRESELECTORS** MA 1120 in like new condition. International Committee of the Red Cross, Telecommunication Department, 19 Avenue de la Paix, CH-1202 GENEVA. Telex: 414 226 CCR CH Fax: 022 733 2057.

**SURPLUS ELECTRONICS COMPONENTS**, test gear, computers, amateur, bought for cash, (0425) 274274.

**MOST VALVES WANTED:** for cash. Large or small quantities must be unused and boxed. CBS, 157 Dickson Road, Blackpool FY1 2EU (0253) 751858.

**YAESU ANALOGUE WORLD CLOCK** Must be in mint condition. Phone Thanet (0843) 593546.

## NOTICE TO ADVERTISERS

Would intending and existing advertisers please note that *Practical Wireless* has an editorial policy not to accept advertising for surveillance and 'bugging' transmitting and receiving equipment.

## INDEX TO ADVERTISERS

AH Supplies .....	54
AJH Electronics .....	47
ARE Communications .....	8
Aerial Techniques .....	47
Amateur Radio Communications .....	32
Arrow .....	6
Birkett, J .....	54
Blue Rose Electronics .....	47
Bredhurst Electronics .....	48
Cap.Co .....	54
Castle Electronics .....	40
Characteristics .....	28
Cirkkit .....	21
Colomor .....	54
Datong .....	60
Dewsbury .....	31
Dressler Communications .....	18
ERA .....	48
Elliott Electronics .....	48
Henrys Audio .....	39
Hoka Electronics .....	60
Howes C.M communications .....	32
ICS Electronics .....	15, 17
ICS Intertext .....	40
Icom (UK) .....	2, 3, Cover iii
J&P Electronics .....	60
KW Communications .....	43

Lake Electronics .....	40
Langrex Supplies .....	40
Lee Electronics .....	44
Lowe Electronics .....	53
Maplin Electronics .....	Cover iv
Marlec Engineering .....	47
Martin Lynch .....	21
Photo Acoustics .....	10
Quartslab .....	47
RAS Nottingham .....	48
RSGB .....	28
RST Valve .....	40
RW Graphics .....	39
Radio Shack .....	72
Random Electronics .....	54
Rapid Results College .....	40
Raycom .....	27
SGC .....	62
SRW Communications .....	60
Short Wave Magazine .....	48
Siskin .....	28
South Midlands Communications .....	Cover ii, 4, 5,
Stephens James .....	62
Suredata .....	39
Syon Trading .....	47
TE Systems .....	59
Tandy .....	7
Technical Software .....	62
Tennamast .....	28
Total Communications .....	39
Ward Reg & Co .....	59
Waters & Stanton .....	9

# YOUR LOCAL DEALERS

## SOUTH WALES

### ELECTRO MART

Receivers, Scanners, Howes, ERA, CB, Marine radio etc. part exchange welcome.

96 High St, Clydach,  
Swansea  
Tel: 0792 842135

## WEST MIDLANDS

### BADGER BOARDS

QUALITY PCB's  
MULTIPLE or SINGLES & KITS

Please send S.A.E. for information or write for quotation to:

**BADGER BOARDS**  
87 Blackberry Lane  
Four Oaks, Sutton Coldfield  
B74 4J or 021 353 9326

## OXFORDSHIRE

### PROCOMM (UK)

Cash paid for used Amateur Equipment.

Part exchange welcome SAE for stocklist.

9 a.m.-9 p.m. Mon-Sat  
Callers by appointment please.  
102 Larkhill Road, Abingdon OX14 1BJ

0235 532653 &  
0860 593052



## DERBYSHIRE

### RILEY'S T.V. SERVICES LTD.

SUPPLIERS OF:-  
SCANNERS - C.B. 27-934 MHZ -  
AERIALS - TEST METERS - TOOLS -  
TELEPHONES KITS AND CABLES

125 LANGWITH ROAD  
HILLSTOWN  
CHESTERFIELD S44 9SP  
PHONE 0246 826578

CLOSED WEDNESDAY

## HERNE BAY

### ICOM (UK) LIMITED

The Official Icom Importer

Unit 8, Sea Street  
Herne Bay, Kent CT6 8LD  
Tel: 0227 369464

Fax: 0227 360 155  
Open Mon-Fri 9 am-5.30 pm  
(Lunch 1-2.00 pm)

## SOUTHAMPTON

### South Midlands Communications

Official Yaesu Importer

S.M. House, School Close,  
Chandlers Ford Industrial Estate,  
Eastleigh Hants SO5 3BY.  
Tel: 0703 255111

## PORTSMOUTH

### Nevada Communications

Importers of the Nevada range of 934MHz equipment

189, London Road,  
North End, Portsmouth,  
Hants, PO2 9AE  
Tel: 0705 662145

## DEVON

### Reg. Ward & Co. Ltd.

The South-West's largest amateur radio stockist. Approved dealer for Kenwood, Yaesu and Icom

1 Western Parade,  
West Street, Axminster,  
Devon, EX13 5NY  
Tel: 0297 34918

(Closed 1:00-2:00 and all day Monday)

## BUCKINGHAMSHIRE

### Photo-Acoustics Ltd.

Approved Kenwood, Yaesu and Icom dealer (part exchange always welcome)

58 High Street, Newport Pagnell,  
Buckinghamshire MK16 8AQ  
Tel: 0908 610625

(Mon-Fri 9:30-5:30, Sat 9:30-4:30)

## EAST YORKSHIRE

### "Characteristics"

FOR YOUR AMATEUR RADIO AND CB REQUIREMENTS  
GOOD PRICES GIVEN FOR YOUR SURPLUS EQUIPMENT  
OPEN SUNDAY

44, Hilderthorpe Road  
Bridlington  
YO15 3BG

Telephone  
0262 673635



## WEST SUSSEX

MAIL ORDER  
RETAIL

### BREDHURST ELECTRONICS LTD.

High St., Handcross, West Sussex  
Tel: (0444) 400786



Situated at the Southern end of M23. Easy access to M25 and South London.  
Open Mon-Fri 9am-5pm  
except Wed 9am-12.30pm.  
Sat 10am-4pm.



## YORKSHIRE

YAESU

ICOM  
Kenwood

### Alan Hooker Radio Communications

42, Netherhall Road, Doncaster.

Tel: 0302 325690

Open Mon-Sat 10-5pm  
Closed Thursdays

## CORNWALL 24hrs, 7 Days a Week

### SKYWAVE

RADIO AMATEUR & MARINE COMMUNICATIONS SERVICES  
ICOM, YAESU, NAVICO  
JAYBEAM, Etc.

47 Trevarthian Road,  
St. Austell,  
Cornwall PL25 4BT

Tel: 0726 65418  
Voice Bank: 0426 961909

PLEASE MENTION  
**PRACTICAL WIRELESS**  
WHEN REPLYING TO  
ADVERTISEMENTS

## SOUTH YORKSHIRE

P.A. Electronic Supplies

NEW COMPONENTS KITS TRANSISTORS I/C AND SURPLUS EQUIPMENT MAIL ORDER CATALOGUE SEND C/PO FOR £1.50

96 Rawmarsh Hill  
Partgate  
Rotherham  
South Yorks  
S62 8EX

Open Six Days  
Mon to Sat  
Phone (0709) 527109

## HF/VHF/UHF RECEIVERS FROM RADIO SHACK

We will be at our usual stand No. 61 at this year's Leicester Amateur Radio Show. For those of you who want a pedigree transceiver there may still be a Collins, but we have no axe to grind and will sell you anything from Icom, Kenwood and Yaesu to name but a few.

Do you want a new computer? We can also supply you with almost anything that takes your fancy and take in your amateur gear in trade!

Come along and talk to us

IC-R1 .....	£399	AR-800E .....	£169	HF-225 .....	£425
IC-R100 .....	£499	AR-900E .....	£199	R-5000 .....	£875
IC-R72 .....	£645	AR-950E .....	£249	PRO-38 .....	£99
IC-R7000 .....	£895	AR-1000 .....	£249	PRO-34 .....	£199
IC-R9000 .....	£3995	AR-2002 .....	£487	PRO-2005 .....	£299
FRG-8800 .....	£639	AR-3000 .....	£765	HP-100E .....	£249
FRG-9600 .....	£495	R-535 .....	£249	BC-200XLT .....	£229

### RECEIVING and TRANSMITTING Equipment by

ICOM, KENWOOD, YAESU, JUPITER, FAIRMATE and all LEADING MANUFACTURERS. COMPUTERS by TANDON, PHILIPS, CAMBRIDGE, TANDY and OTHERS, ALL SOFTWARE.

### MAIL ORDER & EXPORT A PLEASURE

73s - Terry G3STS  
COME AND GET  
A BARGAIN!

### CLEARANCE SALE

STARTING  
JAN 1st 1991



## RADIO SHACK LTD

(Just around the corner from West Hampstead Station on the Jubilee Line)

Giro Account No. 588 7151 Fax: 071-328 5066 Telephone: 071-624 7174

188 BROADHURST GARDENS,  
LONDON NW6 3AY





# ICOM

## Count on us!

# IC-765 HF ALL BAND TRANSCEIVER



We enjoy listening. It's part of what we do well. So when ICOM heard you talking, our engineers designed a transceiver specially for you – the serious DX enthusiast with worldwide contacts in mind. The result is the new super advanced IC-765, an HF all band transceiver built to expand your HF world.

The IC-765 is equipped with ICOM's exclusive DDS (Direct Digital Synthesizer) System, a fully automatic antenna tuner, an electronic keyer with iambic operation and a full break in function.

### Fully Automatic High Speed Antenna Tuner

A built in CPU automatically memorises the pre-set position of each band without pre-set controls. tuner speed is ultra fast since tuning starts from a preset position. If the tuner cannot tune from the previous preset position, the re-try function changes the preset position and memorises the best position.

### 10Hz Digit Display

The large fluorescent display shows 7 digits for the operating frequency, the 10Hz digit is displayed.

### Band Stacking Register

Each band memorises the last used frequency, mode and IF filter condition (narrow or wide).

### Complete System for CW Operators

The IC-765 has many advanced functions for CW operators such as CW pitch control, a built-in electric keyer, a keying speed control and high speed full break-in capability.

### New PLL Circuit

The advanced ICOM DDS System ensured high speed PLL lock-up times, clear signal emissions, and high C/N characteristics. A high speed PLL provides very fast CW full break-in performances.

### Convenient Miscellaneous Functions

- 105dB dynamic range
- 10dB preamp and 10, 20 30 dB attenuator
- 99 memory channels
- Split memory on channels 90-99
- Built-in FL32A and FL52A CW narrow filters
- Programmed scan and memory scan
- IF, shift and Notch filter
- Fast/Slow/OFF Selectable AGC
- RF type speech compressor
- Noise blanker
- DATA switch for advanced data communications

### Icom (UK) Ltd.

Dept PW, Sea Street, Herne Bay, Kent CT6 8LD. Tel: 0227 363859. 24 Hour.

**Helpline:** Telephone us free-of-charge on [redacted] Mon-Fri 09.00-13.00 and 14.00-17.30. This service is strictly for obtaining information about or ordering Icom equipment. We regret this cannot be used by dealers or for repair enquiries and parts orders, thank you.

**Datapost:** Despatch on same day whenever possible.

**Visa & Mastercards:** Telephone orders taken by our mail order dept. instant credit & interest-free H.P.





1991 BUYER'S GUIDE TO ELECTRONIC COMPONENTS

# Maplin

FEATURING:  
AN ELECTRONICS  
CAST OF  
THOUSANDS!

POWER-PACKED  
WITH OVER  
600 PAGES!!

STARRING  
HUNDREDS OF  
NEW PRODUCTS  
AT SUPER  
LOW PRICES!

**SHOWING  
NOW!**

at your local  
WHSMITH

**Order you copy of the New MAPLIN Catalogue on sale NOW**  
Pick up a copy from any WHSMITH for just £2.45 or post this coupon now to receive your  
copy for just £2.45 + 50p p&p. If you live outside the UK, send £4.85 or  
20 International Reply Coupons. I enclose £2.95.

Name \_\_\_\_\_  
Address \_\_\_\_\_  
Post Code \_\_\_\_\_  
Send to Maplin Electronics,  
P.O. Box 3, Rayleigh,  
Essex SS6 8LR.  
PW91

PERFORMANCES DAILY  
At your local branch  
of WHSMITH

**ONLY £2.45**